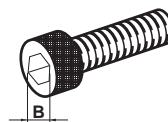


SPARE PARTS

IDENTIFICATION	P002
SPARE PARTS	
CLAMP SCREW	P003
SET BOLT	P009
SHIM	P010
SHIM PIN AND CLAMP LEVER.....	P013
CLAMP LEVER AND LOCK PIN	P014
CLAMP BRIDGE	P014
BREAKER PIECE	P016
REPLACEMENT PARTS FOR OLD TYPE TOOLS	
TURNING HOLDERS	P017
BORING BARS.....	P023
BORING UNITS	P026
FACE MILLS	P027
INDEXABLE TYPE END MILLS.....	P031
INDEXABLE TYPE DRILLS	P035
ANTI SEIZE LUBRICANT	P038

IDENTIFICATION

IDENTIFICATION OF CLAMP SCREW (Metric coarse right screw thread)



H SC 060 05

Length

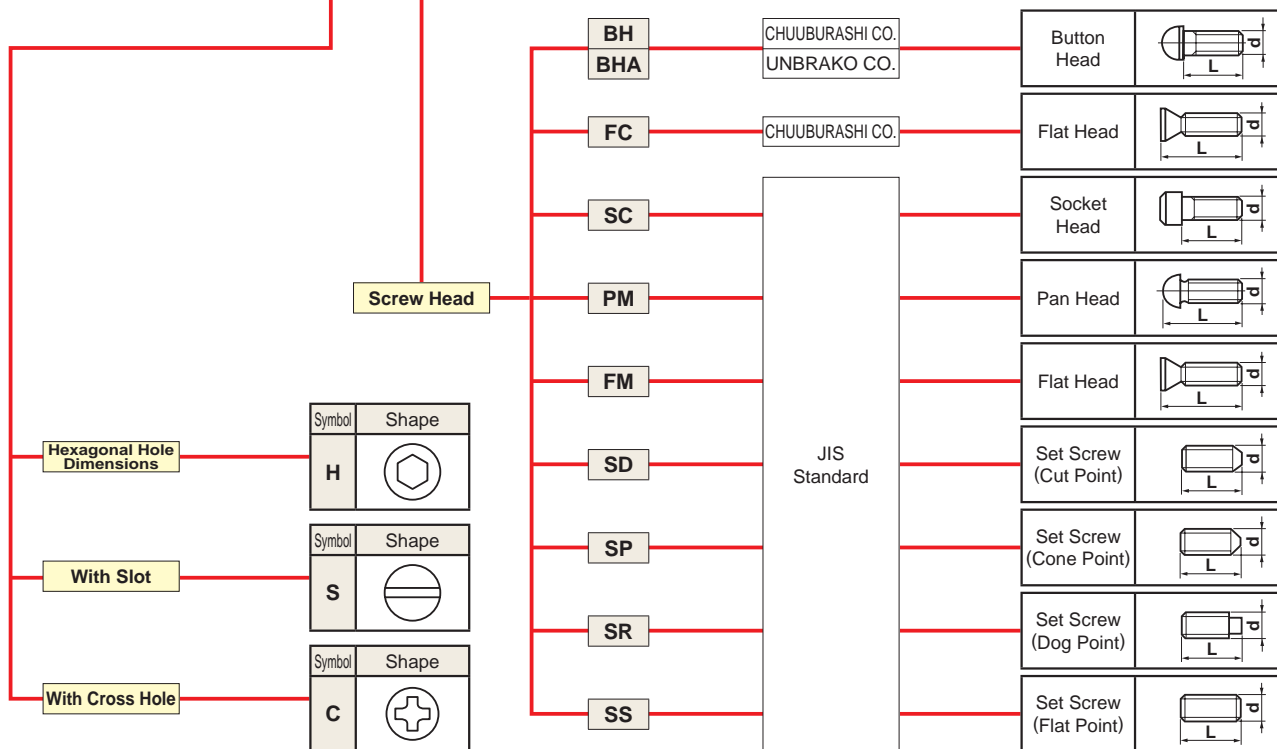
Example	
Symbol	L
05	5
10	10

Screw Diameter

Example	
Symbol	d
050	M5
060	M6

Hexagonal Hole Dimensions

Diameter	Pitch	B Dimensions			
		HBH	HFC	HSC	HS
M2	0.4	—	—	1.5	0.9
M2.5	0.45	—	—	2	1.3
M3	0.5	2	2	2.5	1.5
M4	0.7	2.5	2.5	3	2
M5	0.8	3	3	4	2.5
M6	1	4	4	5	3
M8	1.25	5	5	6	4
M10	1.5	6	6	8	5



IDENTIFICATION OF WRENCH

HKY 15 R

Hexagonal Wrench	
Symbol	B
15	1.5
20	2
25	2.5
30	3
35	3.5
40	4
50	5
60	6

Torx Wrench		
Symbol	B	Size
06	1.7	T6
08	2.3	T8
10	2.7	T10
15	3.3	T15
20	3.8	T20
25	4.4	T25
27	5.0	T27
30	5.5	T30

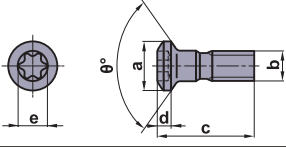
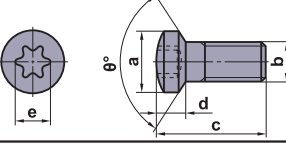
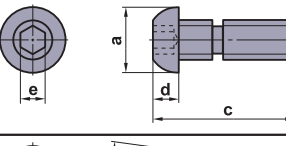
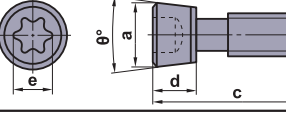
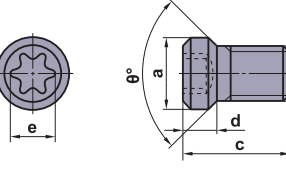
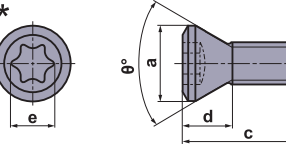
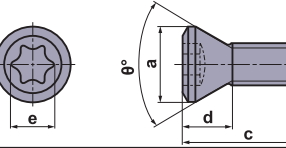
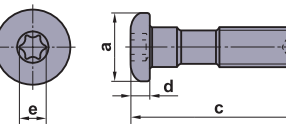
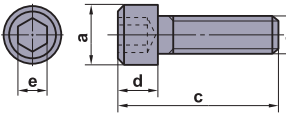
Torx plus® Wrench	
Symbol	Size
06	6IP
07	7IP
08	8IP
15	15IP

Symbol	Wrench
HKY	Hexagonal Wrench
TKY	Torx Wrench
TIP	Torx plus® Wrench

R	Standard L Wrench	
L	Long L Wrench	
T	T Wrench	
F	Flag Wrench	
FS	Flag Wrench	
W	Flag Wrench	
D	Driver	
DS	Driver	

SPARE PARTS

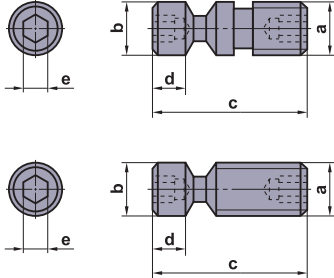
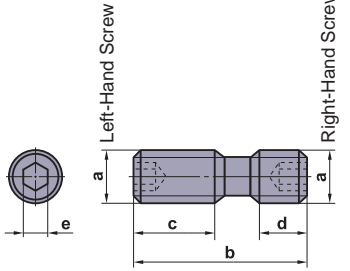
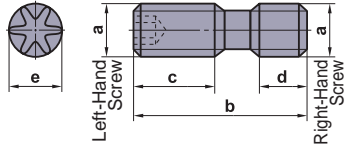
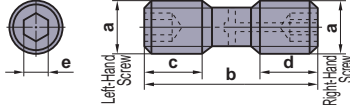
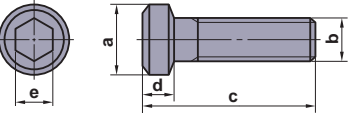
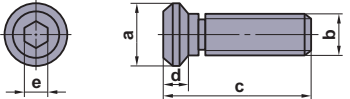
CLAMP SCREW

Geometry	Order Number	Dimensions (mm)					Angle θ°	Drive Size	Torque (N·m)	Tool Holder
		a	b	c	d	e				
	AJS3010T10	5	M3x0.5	10	1.5	2.8	120	T10	2.5	Profile Holder AJX Type Cutter
	4012T15	7	M4x0.7	12	2.2	3.4	120	T15	3.5	
	5014T25	8	M5x0.8	14	2.7	4.5	120	T25	7.5	
	BRS103	5	M3x0.5	9.9	2.9	3.4	120	T15	3.5	BRE Type Cutter
	105	8	M5x0.8	13.8	3.8	4.5	120	T25	7.5	
	CS3 (For Use with C3)	7	M4x0.7	14.6	2.6	2.5	—	—	2.2	F Type Boring Bar This clamp screw is included with the clamp as a set.
	CS4 (For Use with C4)	9	M5x0.8	15.4	3.4	3	—	—	3.3	
	CS5 (For Use with C5)	10.5	M6x1	22	4	4	—	—	7.0	
	CAS51T	7.9	M5x0.8	19	5	4.5	10	T25	8.5	BF407 Type Cutter
 	CS200T	3.2	M2x0.4	5	1.6	1.8	90	T6	0.6	AL Holder
	250T	3.7	M2.5x0.45	6	1.8	2.4	90	T8	1.0	F Type Boring Bar
	* 250560T	3.9	M2.5x0.45	5.2	2.5	2.4	60	T8	1.0	MMTI Type Boring Bar
	300590T	4.1	M3x0.5	5.5	2.1	2.4	90	T8	1.0	SNT Type Boring Bar
	300790TS	4.7	M3x0.5	7	2.3	2.8	90	T10	2.0	Milling Tools Series
	300890T	4.1	M3x0.5	8	2.1	2.4	90	T8	1.0	AHX640S Type Cutter
	350690T	4.8	M3.5x0.6	6.5	2.4	2.8	90	T10	2.5	SS Type Cartridge
	* 350760T	5.5	M3.5x0.6	7	4	3.4	60	T15	3.5	Boring Unit
	350790T	4.8	M3.5x0.6	7	2.4	2.8	90	T10	2.5	MI Type Boring Bar
	* 350860T	5.5	M3.5x0.6	8.4	4	3.4	60	T15	3.5	
	350990T	4.8	M3.5x0.6	9	2.4	2.8	90	T10	2.5	
	400990T	6.0	M4x0.7	9	2.8	3.4	90	T15	3.5	
	401160T	5.7	M4x0.7	11	4.5	3.4	60	T15	3.5	
	401990T	6.0	M4x0.7	19	3.0	3.9	90	T20	3.5	
	451190T	6.3	M4.5x0.75	11	2.9	3.9	90	T20	5.0	
	* 501160T	7.0	M5x0.8	11	3.6	3.9	60	T20	5.0	
	501290T	7.0	M5x0.8	11	3.5	4.5	90	T25	7.5	
	* 5015060T	7.2	M5x0.8	15	2.4	3.9	60	T20	5.0	
	502190T	8.5	M5x0.8	21	4.0	5.1	90	T27	7.5	
6016060T	8.5	M6x1.0	16	4.5	4.5	60	T25	7.5		
	CSF401260T	7.2	M4x0.5	12	5.2	3.9	60	T20	5.0	PMR Type Cutter
	DC0520T	8.5	M5x0.8	22.5	2.5	3.4	—	T15	3.5	DOUBLE CLAMP Holder
	0621T	10.5	M6x1.0	25	4	3.9	—	T20	5.0	DOUBLE CLAMP DIMPLE BAR HSK Tool Holder
	DKS4	5.6	M4x0.7	18	3.5	3	—	—	3.3	
5	7.6	M5x0.8	19	4.5	4	—	—	7.0		

SPARE PARTS

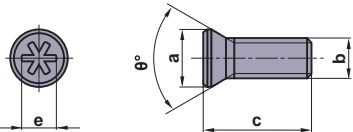
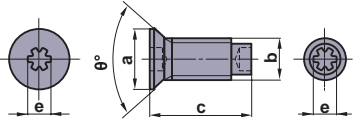
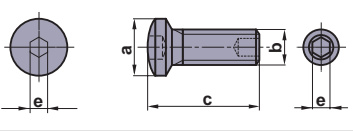
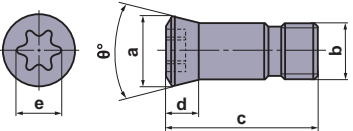
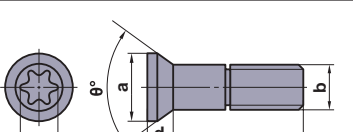
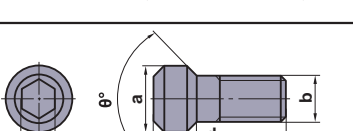
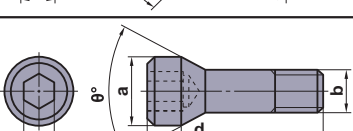
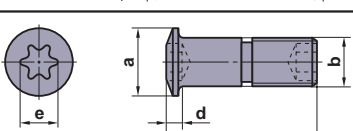
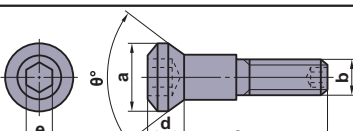
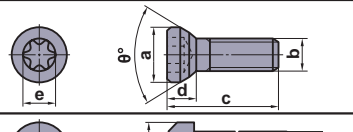
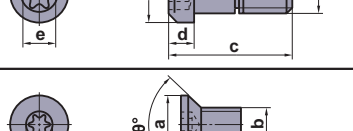
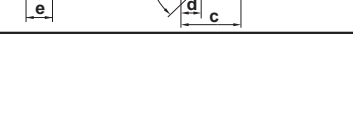
CLAMP SCREW

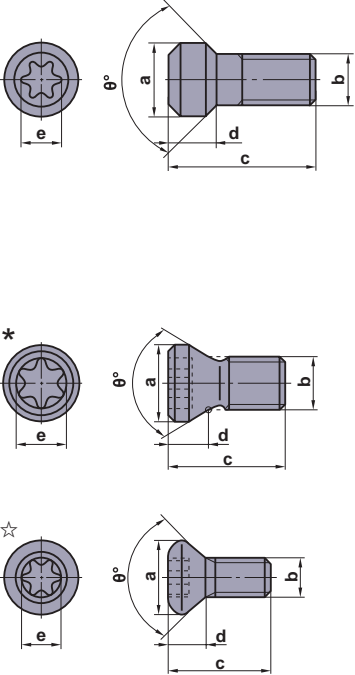
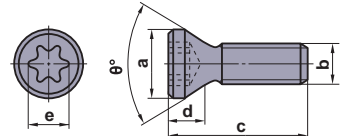
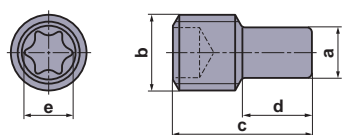
Geometry	Order Number	Dimensions (mm)					Angle θ°	Drive Size	Torque (N·m)	Tool Holder
		a	b	c	d	e				
	EGS06019	9	M6x1	22.5	3.5	3	—	—	3.3	EG Type Holder
	08024	11	M8x1.25	28.5	4.5	4	—	—	7.0	
	FC400890T	5.6	M4x0.7	7.5	1.3	2.8	90	T10	2.5	AL Type Holder AL Type Boring Bar SMG Type Holder
	GY05016S	8.7	M5x0.8	16	3.5	3.9	90	T20	5.0	GY Series
	GY06013M	12	M6x1.0	18	5	5.6	—	T30	6.0	GY Series
	HFF06015	10	M6x1	15	6	5	80	—	8.2	
	HS5S	6.8	M5x0.8	9	2.8	3	80	—	3.3	
	HSP05008C	M5x0.8	8	—	—	2.5	—	—	2.5	MP Type Holder D Type Boring Head
	HY-A1	4.4	M3x0.5	7	2.1	2	82	—	1.5	Boring Unit
	-V1	5.5	M3x0.5	7	2.5	2	82	—	1.5	
	2	5.5	M3x0.5	10	2.5	2	82	—	1.5	
	3	7	M3.5x0.6	12	2.9	2	82	—	1.5	
	4	9.3	M5x0.8	16	3.6	3	82	—	3.3	
	JSS7	8	M7x0.75	4.4	1.5	1	—	—	—	
	KS1	7	M4x0.7	14	5	—	—	—	—	V10000 Type Cutter LL Type Cartridge BC Type Cartridge SS Type Cartridge SET/MG/DG Type Cartridge MI Type Boring Bar
	2	10	M6x1	18	7	—	—	—	—	
	3	8	M4x0.7	14	6.5	—	—	—	—	
	1S	7	M4x0.7	14	5	—	—	—	—	
	2S	10	M6x1	18	7	—	—	—	—	
	KS11	8	M5x0.8	19	3	3	—	—	3.3	
	12	10	M6x1	26	4	4	—	—	7.0	
	13	10	M6x1	30	4	4	—	—	7.0	
	14	13	M8x1.25	45	5	5	—	—	9.0	
	LLR1	M5x0.8	—	3.5	—	2.5	—	—	—	LL Type Cartridge
	2	M6x1	—	5	—	3	—	—	—	

Geometry	Order Number	Dimensions (mm)					Angle θ°	Drive Size	Torque (N·m)	Tool Holder
		a	b	c	d	e				
 <p>LLCS103, LLCS105 LLCS125, LLCS205</p> <p>The products with "*" do not have a hexagonal hole at the end marked b.</p> <p>The products with "☆" do not have a hexagonal hole at the end marked a.</p>	☆ LLCS103	M3x0.5	4	11	4.6	2	—	—	1.5	LL Type Holder
	* 105	M5x0.8	M5x0.8	10	1.5	2	—	—	1.5	P Type Boring Bar
	106	M6x1	6	16.5	3.5	2.5	—	—	2.2	D Type Boring Head
	* 106S	M6x1	6	13.4	0.7	2.5	—	—	2.2	HSK Tool Holder
	108	M8x1.25	8	21	6.5	3	—	—	3.3	KSMG Type Cutter
	* 108S	M8x1.25	8	16.5	2	3	—	—	3.3	LL Type Cartridge
	110	M10x1.5	10	29	8	4	—	—	7.0	Boring Unit
	112	M12x1	11.9	36.2	9	5	—	—	8.0	
	125	M5x0.8	M5x0.8	12	2	2	—	—	1.5	
	205	M5x0.8	M5x0.8	16	4	2	—	—	1.5	
	206	M6x1	6	26	13	2.5	—	—	2.2	
	208	M8x1.25	8	24	6.5	3	—	—	3.3	
	306	M6x1	6	21	4	2.5	—	—	2.2	
	308	M8x1.25	8	42	27.5	3	—	—	3.3	
	310	M10x1	10	29	8	4	—	—	7.0	
	410	M10x1	10	30	6.6	4	—	—	7.0	
508	M8x1	8	24	6.5	3	—	—	3.3		
* 508S	M8x1	8	20.5	3	3	—	—	3.3		
 <p>*Without Hexagonal Hole on Right-Hand Screw</p>	LS1	M6x1	22	8	8	3	—	—	5.0	DOUBLE CLAMP Holder (For Heavy Cutting)
	2	M8x1	29	13	10	4	—	—	8.2	MC Type Holder
	3	M8x1	32	13	13	4	—	—	8.2	UG Type Holder
	* 4	M6x1	15	8	4	3	—	—	5.0	Milling Tools Series
	* 5	M6x1	18	8	5	3	—	—	5.0	
	* 6	M8x1	24	13	5	4	—	—	8.2	
	* 7	M8x1	27	13	8	4	—	—	8.2	
	* 8	M6x0.75	18	7	7	3	—	—	5.0	
	* 9	M6x0.75	22	8	8	3	—	—	5.0	
	* 10	M7x0.75	16	6	6	4	—	—	8.2	
	* 11	M8x1	16	6	6	4	—	—	8.2	
	* 12	M8x1	24	7	7	4	—	—	8.2	
	* 13	M8x1	34	12	12	4	—	—	8.2	
	* 14	M7x0.75	24	10	10	4	—	—	8.2	
	* 15	M7x0.75	18	6	8	4	—	—	8.2	
	* 16	M7x0.75	23	11	8	4	—	—	8.2	
* 17	M8x1	42	17	11	4	—	—	8.2		
* 18	M7x0.75	14	6	4	4	—	—	8.2		
* 20	M10x1.5	26	9	9	5	—	—	9.0		
* 21	M10x1.5	32	12	12	5	—	—	9.0		
24	M8x1.25	24	8.5	8.5	4	—	—	8.2		
25	M8x1.0	28.5	12.0	10.5	4	—	—	8.2		
	LS10T	M7x0.75	14	6	5	4.5	—	T25	8.5	
	14T	M7x0.75	24	10	10	4.5	—	T25	8.5	
	15T	M7x0.75	18	7	7	4.5	—	T25	8.5	
	19T	M6x0.75	11	4	4	3.4	—	T15	5.0	
	10TS	M7x0.75	13	6	4	4.5	—	T25	8.5	
	0622T	M6x0.75	22	8	8	3.4	—	T15	6.0	
	LS24H	M8x1.25	24	8.5	8.5	4	—	—	8.2	APX3000 Type Cutter
	MGS6	10	M6x1	26	4	5	—	—	9.0	
	MHT1	11	M8x1	18.5	3.5	4	—	—	8.7	

SPARE PARTS

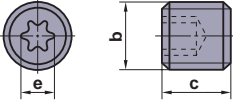
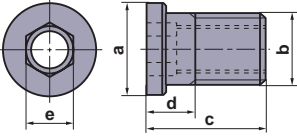
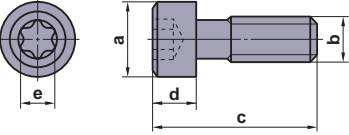
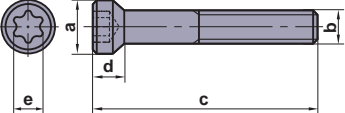
CLAMP SCREW

Geometry	Order Number	Dimensions (mm)					Angle θ°	Drive Size	Torque (N·m)	Tool Holder
		a	b	c	d	e				
	NS251	3.6	M2.5x0.45	7	—	2.2	60	—	0.7	SMALL TOOLS
	401	5.8	M4x0.7	6	—	3.6	60	—	3.5	
	NS402W	5.85	M4x0.7	10	—	2.2	60	—	0.7	SMALL TOOLS
	403W	5.85	M4x0.7	12	—	2.2	60	—	0.7	
	404W	5.8	M4x0.7	10	—	2.2	90	—	0.7	
	NS501W	8	M5x0.8	16	—	2.5	120	—	2.2	SMALL TOOLS
	502W	8	M5x0.8	20	—	2.5	120	—	2.2	
	RN-S4S	5.8	M4x0.5	8.4	2.5	3.4	61	T15	3.5	
	-S4M	5.8	M4x0.5	10	2.2	3.4	61	T15	3.5	
	-S4	5.8	M4x0.5	12.5	2.2	3.4	61	T15	3.5	
	-S5	8.1	M5x0.5	15.4	3.6	3.9	61	T20	5.0	
	-S6	9.5	M6x0.75	20.3	4.6	3.9	61	T20	5.0	
	-S7	11	M7x0.75	24.7	5.2	4.5	61	T25	7.5	
	RS3008T	4.3	M3x0.35	8.6	2	2.4	61	T8	1.5	SRF Type Cutter
	3510T	5	M3.5x0.35	10	2.3	2.8	61	T10	2.5	
	4015T	6	M4x0.5	14	2.7	3.4	61	T15	3.3	
	5020T	8.1	M5x0.5	16.4	3.6	3.9	61	T20	5.0	
	6025T	9.5	M6x0.75	21.5	4.2	4.5	61	T25	7.5	
	8030T	12	M8x0.75	25	5	5.6	61	T30	10.0	
	S1	3.5	M2x0.4	5.5	2.2	1.5	92	—	1.0	Boring Unit
	3	4.5	M3x0.5	7.7	2.4	2	92	—	1.5	
	4	5.3	M4x0.7	8	1.8	2.5	62	—	2.2	
	5	6.8	M5x0.8	9	2.4	3	62	—	3.3	
	SD32	12	M8x1.25	28	7.2	6	50	—	9.5	D Type Head Arbor
	40	12	M8x1.25	36	7.2	6	50	—	9.5	
	50	16	M10x1.5	46	8.2	8	50	—	1.0	
	63	16	M10x1.5	61	8.2	8	50	—	1.0	
	SETS51	6.8	M5x0.8	14.8	1.5	3.4	—	T15	3.5	MMTE Type Holder MMTI Type Boring Bar SET Type Holder SNT Type Boring Bar HSK Tool Holder SET Type Cartridge
	61	8	M6x1	20	1.8	3.9	—	T20	5.0	
	SLCS105	10	M5x0.8	25	6.3	4	90	—	7.0	WP Type Holder M Type Boring Bar
	106	12	M6x1	32	6.2	4	90	—	7.0	
	SPS1	8.5	M5x0.8	16	4	4.5	70	T25	5.0	
	SRS5	6.7	M5x0.8	16	3.5	3.9	—	T20	5.0	SRE Type Cutter
	STS1	6.8	M3x0.5	7	2.2	2.8	90	T10	2.5	

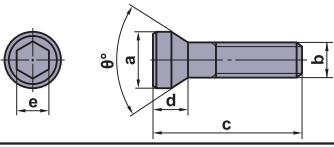
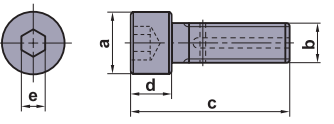
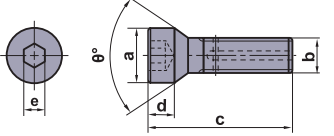
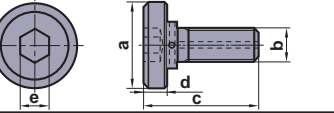
Geometry	Order Number	Dimensions (mm)					Angle θ°	Drive Size	Torque (N·m)	Tool Holder
		a	b	c	d	e				
	* TS16	2.5	M1.6x0.35	3.2	1.6	1.8	60	T6	0.6	SP Type Holder
	2	2.7	M2x0.4	4.6	1.4	1.8	60	T6	0.6	Profile Holder
	* 2A	2.7	M2x0.4	4.5	1.2	1.8	60	T6	0.6	SMALL TOOLS
	2C	2.7	M2x0.4	3.8	1.4	1.8	60	T6	0.6	DIMPLE BAR
	☆ 2D	3.8	M2x0.4	5.3	1.9	1.8	82	T6	0.6	MICRO-DEX
	21	2.7	M2x0.4	3.4	1.4	1.8	60	T6	0.6	F Type Boring Bar
	* 22	3.0	M2.2x0.45	5	1.2	1.8	60	T6	0.6	S Type Boring Bar
	* 25	3.3	M2.5x0.45	5.5	1.7	2.4	60	T8	1.0	GY SERIES
	☆ 25D	4.4	M2.5x0.45	6.2	2.2	2.4	82	T8	1.0	MMTI Type Boring Bar
	* 25H	3.6	M2.5x0.45	5.5	2	2.4	60	T8	1.0	SNT Type Boring Bar
	202	2.7	M2x0.4	5.5	1.8	1.8	60	T6	0.6	HSK Tool Holder
	253	3.3	M2.5x0.45	4.5	1.7	2.4	60	T8	1.0	Milling Tools Series
	254	3.3	M2.5x0.45	7	1.7	2.4	60	T8	1.0	VFX5 Type Cutter
	* 255	3.5	M2.5x0.45	7.5	1.6	2.4	60	T8	1.0	SS Type Cartridge
	3	3.9	M3x0.5	6	2	2.4	60	T8	1.0	Boring Unit
	3D	5.0	M3x0.5	6	2.3	2.8	82	T10	2.5	TAF Drill
	* 3SB	4.4	M3x0.5	8	2	2.4	80	T8	1.5	
	31D	4.8	M3x0.5	7.2	2.2	2.8	82	T10	2.5	
	* 32	3.9	M3x0.5	7.5	2	2.4	60	T8	1.0	
	* 33	3.9	M3x0.5	6.7	2	2.4	60	T8	1.0	
	35	4.8	M3.5x0.6	6.5	2.4	2.8	60	T10	2.5	
	* 35D	5.3	M3.5x0.6	12	2.8	3.4	60	T15	3.5	
	351	4.8	M3.5x0.6	7.2	2.4	2.8	60	T10	2.5	
	352	4.8	M3.5x0.6	10	3	2.8	60	T10	2.5	
	4S	5.4	M4x0.7	7	2.4	3.4	80	T15	3.5	
	* 4SL	5.4	M4x0.7	8	2.4	3.4	80	T15	4.0	
	* 4SB	5.8	M4x0.7	9	2.7	3.4	80	T15	3.5	
	* 4SBL	5.8	M4x0.7	10.5	2.7	3.4	80	T15	3.5	
	4	5.4	M4x0.7	8	2.6	3.4	60	T15	3.5	
	4D	5.6	M4x0.7	7.7	2.5	3.4	82	T15	3.5	
	42	5.4	M4x0.7	6	2.6	3.4	60	T15	3.5	
	43	5.4	M4x0.7	10	2.6	3.4	60	T15	3.5	
	44	5.4	M4x0.7	12	2.6	3.4	60	T15	3.5	
	407	5.4	M4x0.7	9	2.6	3.4	60	T15	3.5	
	450	5.9	M4.5x0.75	13	3.6	3.9	60	T20	5.0	
	5S	6.8	M5x0.8	9	2.9	4.5	80	T25	7.5	
* 5SL	6.8	M5x0.8	12	2.9	4.5	80	T25	7.5		
5	6.8	M5x0.8	9	3.2	4.5	60	T25	7.5		
5L	6.8	M5x0.8	15	2.9	4.5	80	T25	7.5		
52	6.8	M5x0.8	8	3.2	4.5	60	T25	7.5		
54	6.8	M5x0.8	12	3.2	4.5	60	T25	7.5		
55	6.8	M5x0.8	10.5	3.2	4.5	60	T25	7.5		
* 6S	8.5	M6x1.0	13	4.4	5.6	60	T30	10.0		
* 6	8.5	M6x1.0	16	4.4	5.6	60	T30	10.0		
	TPS20	2.7	M2x0.4	3.5	1.3	1.8	60	6IP	0.6	ASX445 Type Cutter
	22	3.0	M2.2x0.45	4.7	1.6	2.1	60	7IP	0.6	ASX400 Type Cutter
	22S	3.0	M2.2x0.45	4.2	1.6	2.1	60	7IP	0.6	APX3000 Type Cutter
	25	3.3	M2.5x0.45	5.5	1.7	2.1	60	7IP	1.0	APX4000 Type Cutter MXV Drill
	25-1	3.3	M2.5x0.45	6.5	1.7	2.1	60	7IP	1.0	ARX Type Cutter
	3	3.9	M3x0.5	6.7	1.4	2.82	60	IP10	1.0	MXV Drill
	35	5.3	M3.5x0.6	11.5	2.8	3.4	60	15IP	3.5	PMR Type Cutter
	351	4.8	M3.5x0.6	7.2	1.4	2.82	60	IP10	2.5	MXV Drill
	4	5.3	M4x0.7	8	2.6	3.4	60	15IP	3.5	MXV Drill
	43	5.3	M4x0.7	10	2.6	3.4	60	15IP	3.5	
	TSR05008S	3.5	M5x0.8	8	—	2.8	—	T10	—	CHAMFER RING
	06011S	4	M6x1.0	11	—	3.9	—	T20	—	

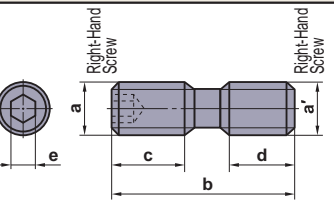
SPARE PARTS

CLAMP SCREW

Geometry	Order Number	Dimensions (mm)					Angle θ°	Drive Size	Torque (N·m)	Tool Holder
		a	b	c	d	e				
	TSS04005	—	M4x0.7	5	—	2.4	—	T8	—	PMF Type Cutter
	05006	—	M5x0.8	6	—	2.8	—	T10	—	BC Type Cartridge
	06010	—	M6x1	10	—	3.9	—	T20	—	SS Type Cartridge
	WCS503507H	6.3	M5x0.5	7	3.3	3.5	—	—	5.0	ASX445 Type Cutter
	604010H	7.8	M6x0.75	10	4.1	4.0	—	—	7.0	ASX400 Type Cutter PMR Type Cutter
	WS1	8.5	M5x0.8	19	5	4.5	—	T25	7.5	
	WS254012T	4	M2.5x0.45	11.5	2.2	2.4	80	T8	2.0	TAW Drill
	254013T	4	M2.5x0.45	12.5	2.2	2.4	80	T8	2.0	
	254014T	4	M2.5x0.45	13.5	2.2	2.4	80	T8	2.0	
	254015T	4	M2.5x0.45	14.5	2.2	2.4	80	T8	2.0	
	254016T	4	M2.5x0.45	15.5	2.2	2.4	80	T8	2.0	
	304517T	4.5	M3x0.5	16.5	3.4	2.8	60	T10	3.5	
	304518T	4.5	M3x0.5	17.5	3.4	2.8	60	T10	3.5	
	355520T	5.5	M3.5x0.6	19.5	3.9	3.4	60	T15	5.5	
	355521T	5.5	M3.5x0.6	20.5	3.9	3.4	60	T15	5.5	
	406023T	6	M4x0.7	22.0	4.4	4.5	60	T25	8.5	
	406024T	6	M4x0.7	23.0	4.4	4.5	60	T25	8.5	
	508026T	8	M5x0.8	25.0	5.2	5.1	60	T27	12.0	
	508027T	8	M5x0.8	26.0	5.2	5.1	60	T27	12.0	

SET BOLT

Geometry	Order Number	Dimensions (mm)					Angle θ°	Drive Size	Torque (N·m)	Tool Holder
		a	b	c	d	e				
	BOES101	15	M10x1.5	45	10	8	60	—	10.0	OCTACUT Type Cutter
	HSC08030H	13	M8x1.25	38	8	5	—	—	24	APX3000/4000 Type Cutter AJX Type Cutter
	08040	13	M8x1.25	48	8	5	—	—	24	APX4000 Type Cutter
	08050	13	M8x1.25	58	8	5	—	—	24	AXD4000 Type Cutter
	10030H	16	M10x1.5	40	10	6	—	—	40	AXD7000 Type Cutter
	10035	16	M10x1.5	45	10	6	—	—	40	APX3000/4000 Type Cutter AJX Type Cutter
	10045	16	M10x1.5	55	10	6	—	—	40	BXD Type Cutter
	10055	16	M10x1.5	65	10	6	—	—	40	VFX5/6 Type Cutter
	12035	18	M12x1.75	47	12	10	—	—	80	
	12035H	18	M12x1.75	47	12	10	—	—	80	APX3000/4000 Type Cutter AJX Type Cutter
	12045	18	M12x1.75	57	12	10	—	—	80	
	12070	18	M12x1.75	82	12	10	—	—	80	
	16040	24	M16x2	56	16	14	—	—	150	
	16040H	24	M16x2	56	16	14	—	—	150	APX3000/4000 Type Cutter AJX Type Cutter
	16080	24	M16x2	96	16	14	—	—	150	
20040	30	M20x2.5	60	20	17	—	—	320		
20090	30	M20x2.5	110	20	17	—	—	320		
	HFF08043H	11	M8x1.25	43	5	5	90	—	8.2	AXD4000 Type Cutter
										BXD Type Cutter
	MBA16033H	40	M16x2	43	10	14	—	—	150	AHX640 Type Cutter (For $\phi 100$)
	20040H	50	M20x2.5	54	14	17	—	—	320	APX4000 Type Cutter
	24045H	65	M24x3	59	14	17	—	—	520	AXD4000 Type Cutter AXD7000 Type Cutter AJX Type Cutter BXD Type Cutter

Geometry	Order Number	Dimensions (mm)						Torque (N·m)	Tool Holder
		a	a'	b	c	d	e		
	HDS08030	M8x0.75	M8x1.25	30	13.5	11.5	4	8.2	BRP Type Cutter
	10031	M10x1.0	M10x1.5	31	14	12	5	9.0	OCTACUT Type Cutter PMF Type Cutter

SPARE PARTS

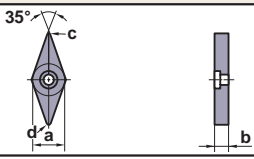
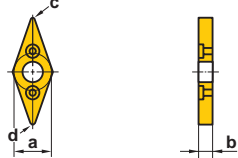
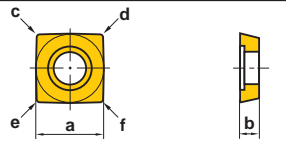
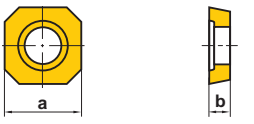
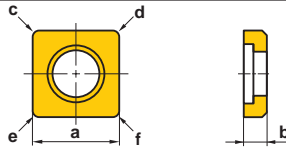
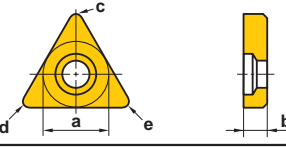
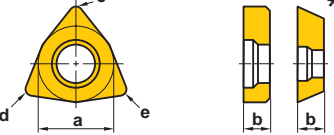
SHIM

Geometry	Order Number	Dimensions (mm)						Tool Holder	
		a	b	c	d	e	f		
	CS32	9.52	3.18	0.8	0.8	1.2	1.2	MC Type Holder (Negative type)	
	42	12.70	3.18	0.8	0.8	1.2	1.6		
	43	12.70	4.76	0.8	0.8	1.2	1.6		
	62	19.05	3.18	1.2	1.2	1.6	1.6		
	* PS31	8.28	2.38	0.2	0.2	0.6	0.6		MC Type Holder (Positive type) BC Type Cartridge
	* 42	11.46	3.18	0.2	0.2	0.6	1.0		
* 62	17.20	3.18	0.3	0.3	0.7	0.7			
	CT22	6.35	3.18	0.4	0.8	1.2	—	MC Type Holder (Negative type)	
	32	9.52	3.18	0.4	0.8	1.2	—		
	33	9.52	4.76	0.4	0.8	1.2	—		
	42	12.70	3.18	0.4	0.8	1.2	—		
	* PT21	5.11	2.38	0.2	0.2	0.6	—	MC Type Holder (Positive type) F Type Boring Bar BC Type Cartridge	
	* 32	8.28	3.18	0.2	0.2	0.6	—		
* 42	10.85	3.18	0.3	0.3	0.7	—			
	BPT322	7.8	3.18	—	—	—	—		
	DCSVN32	9.52	3.18	0.8	1.2	—	—	DOUBLE CLAMP Holder DOUBLE CLAMP DIMPLE BAR	
	ESS42	12.70	3.18	0.8	0.8	1.2	1.6	ML Type Holder	
	EST32	9.52	3.18	0.4	0.8	1.2	—	ML Type Holder	
	43	12.70	4.76	0.4	0.8	1.2	—		
	LLSCN3T3	9.52	3.97	0.4	0.4	0.8	0.8	DOUBLE CLAMP Holder LL Type Holder DOUBLE CLAMP DIMPLE BAR P Type Boring Bar D Type Boring Head HSK Tool Holder LL Type Cartridge	
	33	9.52	4.76	0.4	0.4	0.8	0.8		
	42	12.70	3.18	0.8	0.8	1.2	1.2		
	53	15.87	4.76	1.2	1.2	1.6	1.6		
	63	19.05	4.76	1.2	1.2	1.6	1.6		
	* LLSCP42	12.70	3.18	0.8	0.8	1.2	1.2		
	* 63	19.05	4.76	1.2	1.2	1.6	1.6	DOUBLE CLAMP DIMPLE BAR P Type Boring Bar HSK Tool Holder	
	LLSDN32	9.52	3.18	0.8	1.2	—	—	DOUBLE CLAMP Holder LL Type Holder DOUBLE CLAMP DIMPLE BAR P Type Boring Bar D Type Boring Head HSK Tool Holder	
	42	12.70	3.18	0.8	1.2	—	—		
	43	12.70	4.76	0.8	1.2	—	—		
	53	15.87	4.76	1.2	1.6	—	—		
	* LLSDP42	12.70	3.18	0.8	1.2	—	—		
	LLSRN103	8.3	3.18	—	—	—	—	LL Type Holder HSK Tool Holder	
	123	9.8	3.18	—	—	—	—		
	164	13.6	4.76	—	—	—	—		
	204	17.3	4.76	—	—	—	—		
	256	22.0	6.35	—	—	—	—		
	326	28.0	6.35	—	—	—	—		
	LLSSN32	9.52	3.18	0.8	0.8	1.2	1.2	LL Type Holder DOUBLE CLAMP DIMPLE BAR P Type Boring Bar LL Type Cartridge	
	33	9.52	4.76	0.8	0.8	1.2	1.2		
	42	12.70	3.18	0.8	0.8	1.2	1.6		
	53	15.87	4.76	1.2	1.2	1.6	1.6		
	63	19.05	4.76	1.2	1.2	1.6	2.0		
	84	25.40	6.35	1.6	1.6	2.4	2.4		
	* LLSSP42	12.70	3.18	0.8	0.8	1.2	1.6		

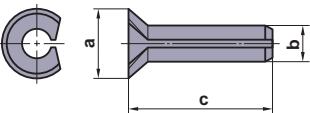
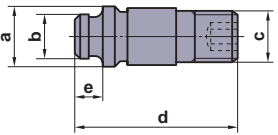
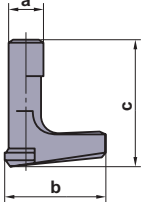
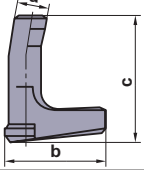
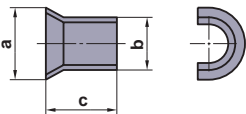
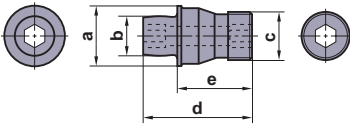
Geometry	Order Number	Dimensions (mm)						Tool Holder
		a	b	c	d	e	f	
	LLSTE32	7.6	3.18	0.4	0.4	0.4	—	LL Type Holder
	LLSTN32	9.52	3.18	0.4	0.8	1.2	—	DOUBLE CLAMP Holder
	33	9.52	4.76	0.4	0.8	1.2	—	DOUBLE CLAMP DIMPLE BAR
	42	12.70	3.18	0.4	0.8	1.2	—	P Type Boring Bar
	53	15.87	4.76	0.8	1.2	1.6	—	D Type Boring Head
	* LLSTP32	9.52	3.18	0.4	0.8	1.2	—	LL Type Cartridge
	* 42	12.70	3.18	0.4	0.8	1.2	—	Boring Unit
	LLSWN32	9.52	3.18	0.4	0.8	1.2	—	LL Type Holder
	3T3	9.52	3.97	0.4	0.8	1.2	—	DOUBLE CLAMP Holder
	42	12.70	3.18	0.4	0.8	1.2	—	DOUBLE CLAMP DIMPLE BAR
	* LLSWP32	9.52	3.18	0.4	0.8	1.2	—	
	* 42	12.70	3.18	0.4	0.8	1.2	—	
	MHS532R/L	9.4	15.7	4.5	0.8	0.8	—	
	533R/L	9.4	15.7	4.5	1.2	1.2	—	
	534R/L	9.4	15.7	4.5	1.6	1.6	—	
	542R/L	9.4	15.7	6.5	0.8	0.8	—	
	543R/L	9.4	15.7	6.5	1.2	1.2	—	
	544R/L	9.4	15.7	6.5	1.6	1.6	—	
	MLCP42	12.58	3.18	1.2	1.2	1.2	1.2	P Type Boring Bar
	MLDP42	12.56	3.18	1.2	1.2	—	—	P Type Boring Bar
	MLSP42	12.63	3.18	1.2	1.2	1.2	1.2	P Type Boring Bar
	MLTP32	9.50	3.18	1.2	1.2	1.2	—	P Type Boring Bar
	MSCN63	18.8	4.76	1.6	1.6	1.6	1.6	DOUBLE CLAMP Holder (For Heavy Cutting)
	MSSN63	18.8	4.76	1.6	1.6	1.6	1.6	DOUBLE CLAMP Holder (For Heavy Cutting)
	CT32T1	9.525	15.03	3.18	—	—	—	SET Type Holder SNT Type Boring Bar SET Type Cartridge
	PT32T1R	8.28	13.34	3.18	—	—	—	
	32T2R	8.28	13.19	3.18	—	—	—	
	42TR	10.85	17.20	3.18	—	—	—	

SPARE PARTS

SHIM

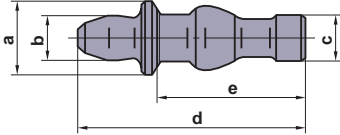
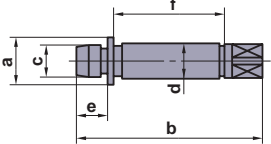
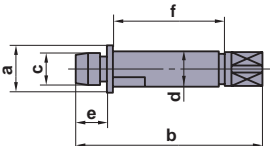
Geometry	Order Number	Dimensions (mm)						Tool Holder
		a	b	c	d	e	f	
	PV321	9.52	3.18	0.4	0.4	—	—	MP Type Holder
	322	9.52	3.18	0.8	0.8	—	—	D Type Boring Head
	323	9.52	3.18	1.2	1.2	—	—	
	SPSVN32	8.06	3.18	0.3	0.3	—	—	SP Type Holder HSK Tool Holder
	STASX400N	11.00	3.00	0.4	0.4	0.4	0.4	ASX400 Type Cutter
	STASX445N	10.76	3.00	—	—	—	—	ASX445 Type Cutter
	STBS500N	12.7	3.18	0.8	0.8	0.8	0.8	
	WPSTN33	9.3	4.76	0.8	0.4	1.2	—	WP Type Holder
	43	12.50	4.76	0.8	0.4	1.2	—	
	* WPSWC43	12.50	4.76	0.4	0.8	1.2	—	M Type Boring Bar
	WPSWN43	12.50	4.76	0.4	0.8	1.2	—	

SHIM PIN AND CLAMP LEVER

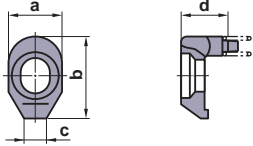
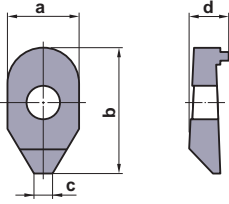
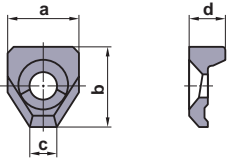
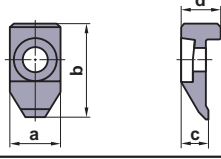
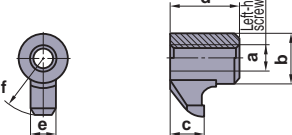
Geometry	Order Number	Dimensions (mm)					Tool Holder
		a	b	c	d	e	
	BCP141	3.0	1.4	5.6	—	—	MC Type Holder
	201	4.3	2	7.4	—	—	SP Type Holder
	202	4.3	2	6.4	—	—	F Type Boring Bar
	251	4.8	2.5	7.4	—	—	HSK Tool Holder
	252	4.8	2.5	6.4	—	—	BC Type Cartridge
	301	5.3	3	7.4	—	—	
	401	6.3	4	7.4	—	—	
	CCP33	6.5	3.66	M5x0.8	18.5	3	WP Holder
	34	7.5	5.0	M6x1.0	18.5	3	M Type Boring Bar
	44	7.5	5.0	M5x0.8	14.2	3	
	LLCL12S	2.1	9.3	5.6	—	—	LL Type Holder
	13	3.6	10	12.5	—	—	P Type Boring Bar
	13S	3.6	10	7.8	—	—	D Type Boring Head
	14	4.7	13.4	13.2	—	—	HSK Tool Holder
	14S	4.7	13.6	12.2	—	—	KSMG Type Cutter
	15	6.0	19	17	—	—	LL Type Cartridge
	16	7.5	20.8	21	—	—	Boring Unit
	18	8.6	25.4	25.2	—	—	
	23	3.6	12.0	11.5	—	—	
	23S	3.6	11.6	9.5	—	—	
	24	4.7	16.2	14.8	—	—	
	110	3.0	10.7	11.6	—	—	
	112	3.5	13	13.5	—	—	
	116	4.5	18.5	18	—	—	
	120	5.6	20.3	19	—	—	
	125	6	24	24	—	—	
	132	8	30	27	—	—	
	LLP13	5.55	4.85	5.3	—	—	LL Type Holder
	14	7.25	6.55	5.8	—	—	DOUBLE CLAMP Holder
	15	8.8	8.05	8.6	—	—	DOUBLE CLAMP DIMPLE BAR
	16	10.85	9.85	11.1	—	—	P Type Boring Bar
	18	15.35	13.05	12.0	—	—	D Type Boring Head
	23	5.55	4.85	6.8	—	—	HSK Tool Holder
	24	7.25	6.55	9.1	—	—	KSMG Type Cutter
						LL Type Cartridge Boring Unit	
	MP6	11.9	7.8	M10x1	22.1	15	DOUBLE CLAMP Holder (For Heavy Cutting)

SPARE PARTS

LOCK PIN

Geometry	Order Number	Dimensions (mm)						Tool Holder
		a	b	c	d	e	f	
	P11S	6	3.7	4	17	11.1	—	MP Type Holder D Type Boring Head
	21S	7.5	4.9	4.5	17.2	11.5	—	
	P221US	4	18	2.11	3.5	3.3	7.7	ML Type Holder
	321US	5.5	18	3.64	5.0	3.3	7.5	
	322US	5.5	21	3.64	5.0	3.3	10.5	
	323US	5.5	24	3.64	5.0	3.3	13.5	
	332US	5.5	21	3.64	5.0	4.9	8.9	ML Type Holder
	P323WS	5.75	24	3.64	5.0	3.3	12.9	
	333WS	5.75	24	3.64	5.0	4.9	11.3	
	334WS	5.75	30	3.64	5.0	4.9	17.3	
	433W	7.75	24	5.03	7.0	4.9	10.8	
434W	7.75	30	5.03	7.0	4.9	16.8		

CLAMP BRIDGE

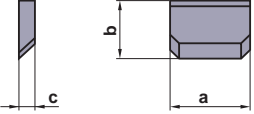
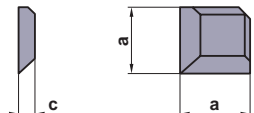
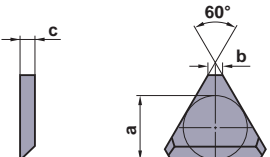
Geometry	Order Number	Dimensions (mm)						Tool Holder
		a	b	c	d	e	f	
	AMS3	7	12	3	3.3	—	—	Profile Holder AJX Type Cutter BRE Type Cutter
	4	9	13.5	3	3.8	—	—	
	5	10	15	3.5	5	—	—	
	CA142	8	15	4	7	—	—	
	150	9	16	4.5	7	—	—	
	151	10	17	5	7	—	—	
	152	10	19	5	7	—	—	
	153	10	24	5	7	—	—	
	161	13	20	6	8	—	—	
	162	13	24	6	8	—	—	
	163	13	27	6	8	—	—	
	181	16	30	8	10	—	—	
183	16	37	8	10	—	—		
	CCK13	15	18.5	6	9	—	—	WP Type Holder M Type Boring Bar
	14	19	22	8	9.5	—	—	
	CCTC1	13	25	7	10.2	—	—	
	CK231	M6x1	8	4	7.5	4.5	9.5	MC Type Holder
	232	M6x1	8	4.5	8	4.5	11.5	
	341	M8x1	11	5.5	13.5	6	13.5	
	342	M8x1	11	6	14	6	16.5	

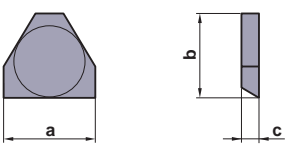
CLAMP BRIDGE

Geometry	Order Number	Dimensions (mm)						Tool Holder
		a	b	c	d	e	f	
	CKW6	10.9	22.5	9.2	16.8	5	M8x1	DOUBLE CLAMP Holder (For Heavy Cutting)
	DCK2211 2613 3113	11 13 13	22 26.5 31	6.57 7.35 9	11.1 12.9 14.5	— — —	— — —	DOUBLE CLAMP Holder DOUBLE CLAMP DIMPLE BAR HSK Tool Holder
	KGC1	12.0	15.0	M7x0.75	—	—	—	UG Type Holder
	LK1	8	14.3	4.5	5.9	—	—	
	MHK5NR/L	15.5	23.5	8.1	12.1	—	—	
	MTK1R/L	13	17.5	5	12	—	—	MG1 Type Holder MG Type Holder MT Type Holder MT1 Type Holder HSK Tool Holder MG Type Cartridge
	MTK2R/L	18	28	7	14	—	—	
	SETK51 61	6.8 8.9	14.5 18.1	2.9 4.1	8 8.6	— —	— —	MMTE Type Holder MMTI Type Holder SET Type Holder SNT Type Holder HSK Tool Holder SET Type Cartridge
	SRK1R	9.4	21	5.5	7.5	—	—	SRE Type Cutter
	UCR	12	24	8	7	—	—	

SPARE PARTS

BREAKER PIECE

Geometry	Order Number	Dimensions (mm)					Tool Holder
		a	b	c	Inscribed Circle	Breaker Width	
	CBS3	9.4	8.0	1.5	9.525	1.5	MC Type Holder
	4	12.6	9.2	2.5	12.70	3.5	
	4N	12.6	10.2	2.5	12.70	2.5	
	4F	12.6	11.2	2.5	12.70	1.5	
	6	18.9	14.6	2.5	19.05	4.5	
	6N	18.9	16.6	2.5	19.05	2.5	
	6F	18.9	17.6	2.5	19.05	1.5	
	CBS3D	8.0	—	1.5	9.525	1.5	MC Type Holder
	4D	10.2	—	2.5	12.70	2.5	
	6D	15.6	—	2.5	19.05	3.5	
	CBT2	5.33	1.4	1.5	6.35	1.5	MC Type Holder F Type Boring Bar *For positive inserts, the breaker width is 0.5mm larger than the figures in the list.
	2N	5.67	1.4	1.5	6.35	1.0	
	3	7.20	1.4	2.5	9.525	3.5	
	3N	7.87	1.4	2.5	9.525	2.5	
	3F	8.53	1.4	2.5	9.525	1.5	
	4	9.73	1.4	2.5	12.70	4.5	
	4N	11.07	1.4	2.5	12.70	2.5	
	4F	11.73	1.4	2.5	12.70	1.5	

Geometry	Order Number	Dimensions (mm)			Thread Pitch (mm)	Tool Holder
		a	b	c		
	CBT3106	11.5	10.6	2.0	2.5–3.0	
	3113	11.5	11.3	2.0	1.5–2.0	
	3120	11.5	12	2.0	0.75–1.25	
	4108	13.3	10.8	2.0	3.5–4.0	
	4128	13.3	12.8	2.0	4.5–5.0	

REPLACEMENT PARTS FOR OLD TYPE TOOLS (TURNING HOLDERS)

LL TYPE HOLDER

Old Type Tool Number		Shim	Shim Pin	Clamp Lever	Clamp Screw	Wrench
Type	Size					
PCFNR/L PCLNR/L PCBNR/L	1616H09	LLSCN3T3	LLP13	LLCL13	LLCS106	HKY25R
	2020K09	LLSCN3T3	LLP13	LLCL13	LLCS106	HKY25R
	2525M09	LLSCN3T3	LLP13	LLCL13	LLCS106	HKY25R
	2020K12	LLSCN42	LLP14	LLCL14	LLCS108	HKY30R
	2525M12	LLSCN42	LLP14	LLCL14	LLCS108	HKY30R
	2525M16	LLSCN53	LLP15	LLCL25	LLCS508	HKY30R
	3225P16	LLSCN53	LLP15	LLCL25	LLCS508	HKY30R
	4040R19	LLSCN63	LLP16	LLCL16	LLCS310	HKY40R
PTANR/L PTBNR/L PTTNR/L PTGNR/L PTFNR/L	1010E11	—	—	LLCL12S	LLCS105	HKY20F
	1212F11	—	—	LLCL12S	LLCS105	HKY20F
	1616H16	LLSTN32	LLP13	LLCL13	LLCS106	HKY25R
	2020K16	LLSTN32	LLP13	LLCL13	LLCS106	HKY25R
	2525M16	LLSTN32	LLP13	LLCL13	LLCS206	HKY25R
	2525M22	LLSTN42	LLP14	LLCL14	LLCS108	HKY30R
	3225P22	LLSTN42	LLP14	LLCL14	LLCS108	HKY30R
	3232P22	LLSTN42	LLP14	LLCL14	LLCS108	HKY30R
4040R27	LLSTN53	LLP15	LLCL25	LLCS508	HKY30R	
PSBNR/L PSSNR/L PSKNR/L	3225P12	LLSSN42	LLP14	LLCL14	LLCS108	HKY30R
	2525M15	LLSSN53	LLP15	LLCL25	LLCS508	HKY30R
	3232P15	LLSSN53	LLP15	LLCL25	LLCS508	HKY30R
	3232P19	LLSSN63	LLP16	LLCL16	LLCS310	HKY40R
	4040R19	LLSSN63	LLP16	LLCL16	LLCS310	HKY40R
	5050T25	LLSSN84	LLP18	LLCL18	LLCS112	HKY50R
PRGCR/L PRDCN	2020K10	LLSRN103	LLP13	LLCL110	LLCS205	HKY20R
	2020K12	LLSRN123	LLP13	LLCL112	LLCS106	HKY25R
	3225P12	LLSRN123	LLP13	LLCL112	LLCS106	HKY25R
	3225P16	LLSRN164	LLP24	LLCL116	LLCS306	HKY25R
	4040R25	LLSRN256	LLP16	LLCL125	LLCS410	HKY40R
	5050T32	LLSRN326	LLP18	LLCL132	LLCS112	HKY50R

MC TYPE HOLDER (OLD TYPE PRODUCTS)

Old Type Tool Number		Shim	Shim Pin	Clamp Bridge	Clamp Screw	Breaker Piece	Wrench
Type	Size						
N11R/L N12R/L N13R/L N14M N15R/L	22	CS32	BCP251	CK6	LS1	CBS3	HKY30R
	33H	CS42	BCP301	* CK2	LS2	CBS4	HKY40R
	44	CS42	BCP301	* CK2	LS3	CBS4	HKY40R
N21R/L N22R/L N25R/L	22	CT22	BCP201	CK1	LS1	CBT2	HKY30R
	33H	CT32	BCP301	CK2	LS2	CBT3	HKY40R
	44	CT32	BCP301	CK2	LS3	CBT3	HKY40R
P11R/L P12R/L P14M P15R/L	22	PS31	BCP201	CK6	LS1	CBS3	HKY30R
	33	PS42	BCP251	* CK3	LS2	CBS4	HKY40R
	44	PS42	BCP251	* CK3	LS3	CBS4	HKY40R
P21R/L P22R/L P25R/L	22	PT21	BCP141	CK1	LS1	CBT2	HKY30R
	33	CT32	BCP201	CK2	LS2	CBT3	HKY40R
	44	CT32	BCP201	CK2	LS3	CBT3	HKY40R

*Please use clamp bridge No.CK3 with N11R/L33H and N11R/L44 types. Please use clamp bridge No.CK2 with P12R/L33 and P12R/L44 types.

SPARE PARTS

REPLACEMENT PARTS FOR OLD TYPE TOOLS (TURNING HOLDERS)

MC TYPE HOLDER

Old Type Tool Number		Shim	Shim Pin	Clamp Bridge	Clamp Screw	Breaker Piece	Wrench	Spring
Type	Size							
CTANR/L CTGNR/L	1616	CT22	BCP201	CK231	LS1	CBT2	HKY30R	—
	2020	CT32	BCP301	CK341	LS2	CBT3	HKY40R	—
	2525	CT32	BCP301	CK341	LS3	CBT3	HKY40R	—
CSTNR/L CSSNR/L	1616	CS32	BCP251	CK232	LS1	CBS3	HKY30R	—
	2020	CS42	BCP301	CK341	LS2	CBS4	HKY40R	—
	2525M43	CS42	BCP301	CK341	LS3	CBS4	HKY40R	—
CTAPR/L	2020	PT32	BCP201	CK341	LS2	CBT3	HKY40R	—
CSBPR/L CSSPR/L CSKPR/L	1616	PS31	BCP201	CK232	LS1	CBS3	HKY30R	—
	2020	PS42	BCP251	CK342	LS2	CBS4	HKY40R	—
CTCPR/L	2020K16	BPT322	BCP201	CCTC1	HSC06020	CBT3	HKY50R	MES3
	2525M16	BPT322	BCP201	CCTC1	HSC06020	CBT3	HKY50R	MES3

ML TYPE HOLDER (OLD TYPE PRODUCTS)

Old Type Tool Number		Lock Pin	Shim	Stop Ring	Spanner
Type	Size				
E11R/L E12R/L E13R/L E14R/L E15R/L	11U	P321US	—	ER3	KY40
	22U	P322US	—	ER3	KY40
	33W	P433W	ESS42	ER4	KY40
	44W	P434W	ESS42	ER4	KY40
E21R/L E22R/L E25R/L E26M E27R/L	11U	P221US	—	ER2	KY25
	22FU	P322US	—	ER3	KY40
	33HU	P332US	—	ER3	KY40
	33FW	P323WS	EST32	ER3	KY40
	33HW	P333WS	EST32	ER3	KY40
	44AW	P334WS	EST32	ER3	KY40
	44BW	P434W	EST43	ER4	KY40

ML TYPE HOLDER

Old Type Tool Number		Lock Pin	Shim	Stop Ring	Spanner
Type	Size				
ETANR/L ETENN ETFNR/L ETXNR/L	1212	P221US	—	ER2	KY25
	1616H32	P322US	—	ER3	KY40
	1616H33	P332US	—	ER3	KY40
	2020K32W	P323WS	EST32	ER3	KY40
	2020K33W	P333WS	EST32	ER3	KY40
	2525M33W	P334WS	EST32	ER3	KY40
	2525M43W	P434W	EST43	ER4	KY40
ESBNR/L ESENRL/L ESDNR/L ESKNR/L	1212	P321US	—	ER3	KY40
	1616H32	P322US	—	ER3	KY40
	2020W	P433W	ESS42	ER4	KY40
	2525W	P434W	ESS42	ER4	KY40

MH TYPE HOLDER

Old Type Tool Number		Shim	Shim Pin	Clamp Bridge	Clamp Screw	Stop Ring	Wrench
Type	Size						
KKCR/L	445	MHS532R/L	SFC03010	MHK5NR/L	MHT1	CE8	HKY40R
		533R/L					
		534R/L					

SL TYPE HOLDER

Old Type Tool Number		Shim	Lock Pin	Nut	Clamp Wedge	Clamp Screw	Wrench
Type	Size						
ETJNR/L ETQNR/L	33K16S	SLSTN33	SLP13	SLN13	SLCW13	SLCS105	HKY25R HKY40R
	44M16S	SLSTN33	SLP13	SLN13	SLCW13	SLCS105	HKY25R HKY40R
	44M22S	SLSTN43	SLP14	SLN14	SLCW14	SLCS106	HKY30R HKY40R
	54P22S	SLSTN43	SLP14	SLN14	SLCW14	SLCS106	HKY30R HKY40R
ETNNR/L	64M22S	SLSTN43	SLP14	SLN14	SLCW14	SLCS106	HKY30R HKY40R
	85M22S	SLSTN43	SLP14	SLN14	SLCW14	SLCS106	HKY30R HKY40R

WP TYPE HOLDER (OLD TYPE PRODUCTS)

Old Type Tool Number		Shim	Shim Pin	Clamp Bridge	Clamp Screw	Side Lock Plate	Lock Screw	Spring	Wrench
Type	Size								
MTJNR/L MTENN MTQNR/L	2020K16	SLSTN33	CCP13	CCK13	SLCS105	CPT13	WPS1	MES2	HKY25R HKY40R
	2525M16	SLSTN33	CCP13	CCK13	SLCS105	CPT13	WPS1	MES2	HKY25R HKY40R
	2525M22	SLSTN43	CCP14	CCK14	SLCS106	CPT14	WPS1	MES3	HKY30R HKY40R
MTNNR/L	5032M22	SLSTN43	CCP14	CCK14	SLCS106	CPT14	WPS1	MES3	HKY30R HKY40R
MWLNR/L	2020K08	WPSWN43	CCP34	CCK13	SLCS105	CPT24	—	MES2	HKY25R HKY30R HKY40R
	2525M08								
	3225P08								

WP TYPE HOLDER

Old Type Tool Number		Shim	Shim Pin	Clamp Bridge	Clamp Screw	Side Lock Plate	Lock Screw	Spring	Wrench
Type	Size								
MTJNR/L MTENN MTQNR/L	2020K16N	WPSTN33	CCP33	CCK13	SLCS105	CPT13	—	MES2	HKY25R HKY40R
	2525M16N	WPSTN33	CCP33	CCK13	SLCS105	CPT13	—	MES2	HKY25R HKY40R
	2525M22N	WPSTN43	CCP34	CCK14	SLCS106	CPT14	—	MES3	HKY30R HKY40R
MTNNR/L	5032M22N	WPSTN43	CCP34	CCK14	SLCS106	CPT14	—	MES3	HKY30TL HKY40R

SP TYPE HOLDER

Old Type Tool Number		Clamp Screw	Wrench	Shim	Shim Pin
Type	Size				
SDJCR/L SDFCR/L SDXCR/L	0808D07	TS25	TKY08F	—	—
	1010E07	TS25	TKY08F	—	—
	1212F07	TS25	TKY08F	—	—
	1616H11	TS43	TKY15F	—	—
SVJCR/L SVVCN SVPCR/L	0808D11	TS25	TKY08F	—	—
	1010E11	TS25	TKY08F	—	—
	1212F16	TS43	TKY15F	—	—
	3225P16	TS44	TKY15R	SPSVN32	BCP141
SSBCR/L	1616H09	TS43	TKY15F	—	—
SRGCR/L SRXCR/L SRDCN	0808D06	TS25	TKY08F	—	—
	1010E06	TS25	TKY08F	—	—
	1212F06	TS25	TKY08F	—	—
	1010E08	TS3	TKY08F	—	—
	1212F08	TS3	TKY08F	—	—

SPARE PARTS

REPLACEMENT PARTS FOR OLD TYPE TOOLS (TURNING HOLDERS)

MP TYPE HOLDER

Old Type Tool Number		Shim	Lock Pin	Lock Screw	Stop Ring	Wrench
Type	Size					
PVVNN PVPNR/L	3225P16	PV32	P11S	HSP05008C	E03	HKY25R

SR TYPE HOLDER

Old Type Tool Number		Clamp Screw	Wrench
Type	Size		
SRSGR/L	2525M20	TS5	TKY25F
SRSGN	3225P20	TS5	TKY25F

AL TYPE HOLDER

Old Type Tool Number		Shim	Shim Pin	Clamp Lever	Clamp Screw	Wrench
Type	Size					
PTGER/L	2020K16	LLSTE32	LLP13	LLCL131	LLCS106	HKY25R
PTFER/L	2525M16	LLSTE32	LLP13	LLCL131	LLCS106	HKY25R
SVVDN SVPDR/L	1616H16	—	—	—	FC400890T	TKY10F
	2020K16	—	—	—	FC400890T	TKY10F
	2525M16	—	—	—	FC400890T	TKY10F

MT2 TYPE HOLDER

Old Type Tool Number		Clamp Bridge	Clamp Screw	Spring	Wrench
Type	Size				
MT2R/L	2525M4	MTK1L/R	HBH06020	MES3	HKY40R

MG2 TYPE HOLDER

Old Type Tool Number		Clamp Bridge	Clamp Screw	Spring	Wrench
Type	Size				
MG2R/L	2525M4315	MTK1R/L	HBH06020	MES3	HKY40R
	2525M4323	MTK1R/L	HBH06020	MES3	HKY40R
	2525M4333	MTK1R/L	HBH06020	MES3	HKY40R

MG TYPE HOLDER

Old Type Tool Number		Clamp Bridge	Clamp Screw	Spring	Wrench
Type	Size				
MGHR/L	2020K3333	MTK1L/R	HBH06020	MES3	HKY40R
	2020K4447	MTK1L/R	HBH06020	MES3	HKY40R
	3232P5660	MTK2L/R	MGS6	MES3	HKY50R
	3232P5670	MTK2L/R	MGS6	MES3	HKY50R
	3232P5680	MTK2L/R	MGS6	MES3	HKY50R

EG TYPE HOLDER

Old Type Tool Number		Clamp Screw	Wrench
Type	Size		
EGHR	2020K03	EGS06019	HKY30R
	2525M3	EGS06019	HKY30R
	2525M4	EGS08024	HKY40R
	2525M5	EGS08024	HKY40R
	2525M7	EGS08024	HKY40R
	2525M8	EGS08024	HKY40R

ET TYPE HOLDER

Old Type Tool Number		Clamp Bridge	Clamp Screw	Shim Screw	Shim	Breaker Piece	Wrench
Type	Size						
ETHR	2525M16	CK341	LS2	CFM02008	PT32T1R PT32T2R	CBT3106 CBT3113 CBT3120	HKY40R

SET TYPE HOLDER

Old Type Tool Number		Clamp Bridge	Clamp Screw	Stop Ring	Shim Pin	Shim	Wrench
Type	Size						
SETHR	1616H16	SETK51	SETS51	CR4	HFC03008	CT32T1	TKY15F HKY20R
	2020K16	SETK51	SETS51	CR4	HFC03008	CT32T1	TKY15F HKY20R
	2525M16	SETK51	SETS51	CR4	HFC03008	CT32T1	TKY15F HKY20R

HSK-T TOOLS (DG)

Old Type Tool Number	Locator Screw	Clamp Screw	Spring	Wrench
H63TH-DGHR/LS	HSC05012	DGS51	MES2	HKY40R
DGHR/L	HSC05012	DGS51	MES2	HKY40R
DGHN-H4	HSC05010	DGS51	MES2	HKY40R
DGHN-H5	HSC05012	DGS51	MES2	HKY40R
DGHN-H6	HSC05012	DGS51	MES2	HKY40R
DGHN-L4	HSC05010	DGS51	MES2	HKY40R
DGHN-L5	HSC05012	DGS51	MES2	HKY40R
DGHN-L6	HSC05012	DGS51	MES2	HKY40R

REPLACEMENT PARTS FOR OLD TYPE TOOLS
(TURNING HOLDERS)

DG TYPE HOLDER

Old Type Tool Number	Clamp Bridge	Locator Screw	Wrench	Clamp Screw	Spring
DGHR/L 1616K2G	DGK2R/L	—	HKY40R	DGS51	MES2
1616K3	DGK3R/L	—	HKY40R	DGS51	MES2
1616K3G	DGK3R/L	—	HKY40R	DGS51	MES2
1616KF3	DGK3R/L	—	HKY40R	DGS51	MES2
2020K	—	HSC04014	HKY30R HKY40R	DGS51	MES2
2020KFS	—	HSC04014	HKY30R HKY40R	DGS51	MES2
2020KL	—	HSC04014	HKY30R HKY40R	DGS51	MES2
2020KLS	—	HSC04014	HKY30R HKY40R	DGS51	MES2
2020KS	—	HSC04014	HKY30R HKY40R	DGS51	MES2
2525M	—	HSC05012	HKY40R	DGS51	MES2
2525MC	—	HSC05012	HKY40R	DGS51	MES2
2525MCS	—	HSC05010	HKY40R	DGS51	MES2
2525MF	—	HSC05012	HKY40R	DGS51	MES2
2525MFS	—	HSC05012	HKY40R	DGS51	MES2
2525ML	—	HSC05012	HKY40R	DGS51	MES2
2525MLS	—	HSC05012	HKY40R	DGS51	MES2
2525MS	—	HSC05012	HKY40R	DGS51	MES2

REPLACEMENT PARTS FOR OLD TYPE TOOLS (BORING BARS)

COBRA (STEEL SHANK)

Old Type Tool Number	Clamp Screw	Wrench
S08HSTFPR09	TS253	TKY08F
S10KSTFPR09	TS25	TKY08F
S○○○STFPR11	TS3	TKY08F
S○○○STFPR16	TS4	TKY15F
S○○○SCLPR/L08	TS3	TKY08F
S○○○SCLPR/L09	TS4	TKY15F
S○○○SWLPR/L04	TS25	TKY08F
S○○○SWLPR/L06	TS4	TKY15F

COBRA (CARBIDE SHANK)

Old Type Tool Number	Clamp Screw	Wrench
E08KSTFPR09	TS253	TKY08F
E10MSTFPR09	TS25	TKY08F
E○○○STFPR11	TS3	TKY08F
E○○○SCLPR08	TS3	TKY08F
E○○○SCLPR09	TS4	TKY15F

S TYPE (STEEL SHANK)

Old Type Tool Number	Clamp Screw	Wrench
S○○○SSKCR/L12	TS5	TKY25F
S○○○SDQCR/L15	TS5	TKY25F
S○○○SCZCR/L06	TS25	TKY08F
S○○○SCZCR/L09	TS4	TKY15F
S○○○SCZCR/L12	TS5	TKY25F
S○○○SDZCR11	TS4	TKY15F

S TYPE (CARBIDE SHANK)

Old Type Tool Number	Clamp Screw	Wrench
C○○○SSKCR/L09	TS4	TKY15F
C○○○SDUCR/L15	TS5	TKY25F
C○○○SVUCR/L11	TS25	TKY08F
C○○○SVUCR/L16	TS4	TKY15F
C○○○SCLCR/L12	TS5	TKY25F
C○○○SCZCR/L06	TS25	TKY08F
C○○○SCZCR/L09	TS4	TKY15F
C○○○SCZCR/L12	TS5	TKY25F
C○○○SDZCR11	TS4	TKY15F

SPARE PARTS

REPLACEMENT PARTS FOR OLD TYPE TOOLS (BORING BARS)

F TYPE

Old Type Tool Number		Shim	Shim Pin	Clamp Set	Breaker Piece	Wrench
Type	Size					
FCSK	116R/L	—	—	C3	CBS3	HKY25R
	120R/L	—	—	C3	CBS3	HKY25R
	125R/L	PS42	BCP252	C4	CBS4F	HKY30R
	132R/L	PS42	BCP251	C4	CBS4F	HKY30R
FCSK	216R/L	—	—	C3	CBS3	HKY25R
	220R/L	—	—	C3	CBS3	HKY25R
	225R/L	PS42	BCP252	C4	CBS4F	HKY30R
FCTU	232R/L	PT32	BCP201	C4	CBT3F	HKY30R

P TYPE

Old Type Tool Number	Shim	Shim Pin	Clamp Lever	Clamp Screw	Wrench	Plug
A50UPSKNR/L19	LLSSP63	LLP16	LLCL16	LLCS310	HKY40R	HGM-PT3/8
A40TPCLNR/L16	LLSCN53	LLP15	LLCL25	LLCS508	HKY30R	HGM-PT3/8
A50UPCLNR/L19	LLSCP63	LLP16	LLCL16	LLCS310	HKY40R	HGM-PT3/8

D TYPE (FOR BORING)

Old Type Tool Number		Shim	Shim Pin	Clamp Lever	Clamp Screw	Clamp Set	Breaker Piece	Stop Ring	Wrench
Type	Size								
DPSK	132R/L	LLSSN42	LLP14	LLCL14	LLCS108	—	—	—	HKY30R
	140R/L	LLSSN42	LLP14	LLCL14	LLCS108	—	—	—	HKY30R
	150R/L	LLSSN63	LLP16	LLCL16	LLCS110	—	—	—	HKY40R
	163R/L	LLSSN63	LLP16	LLCL16	LLCS110	—	—	—	HKY40R
DPTF	150R/L	LLSTN42	LLP14	LLCL14	LLCS108	—	—	—	HKY30R
	163R/L	LLSTN42	LLP14	LLCL14	LLCS108	—	—	—	HKY30R
DPDU	132R/L	LLSDN42	LLP14	LLCL24	LLCS108	—	—	—	HKY30R
DPDH	140R/L	LLSDN42	LLP14	LLCL24	LLCS108	—	—	—	HKY30R
DPDZ	* 150R/L	LLSDN53	LLP15	LLCL15	LLCS208	—	—	—	HKY30R
DPCL	150R/L	LLSCN63	LLP16	LLCL16	LLCS110	—	—	—	HKY40R
	163R/L	LLSCN63	LLP16	LLCL16	LLCS110	—	—	—	HKY40R
DPVP	150R/L	PV322	P11S	—	HSP05008C	—	—	E03	HKY25R
DCTU	132R/L	PT32	BCP201	—	—	C4	CBT3N	—	HKY30R
	140R/L	PT42	BCP251	—	—	C5	CBT4F	—	HKY40R
	150R/L	PT42	BCP251	—	—	C5	CBT4F	—	HKY40R

*DPDH150R/L can be compatible with 140R/L.

D TYPE (FOR GROOVING AND THREADING)

Old Type Tool Number		Lock Pin	Lock Screw	Stop Ring	Wrench
Type	Size				
DPT2	132R	P21S	HSP08014	E01	HKY40R
	140R	P21S	HSP08014	E01	HKY40R
DPT4	132R	P21S	HSP08014	E01	HKY40R
	140R	P21S	HSP08014	E01	HKY40R

F TYPE (FOR GROOVING AND THREADING)

Old Type Tool Number		Clamp Bridge	Clamp Set	Clamp Screw	Shim	Shim Pin	Stop Ring	Wrench
Type	Size							
FCL5	116R/L	LK1	—	HBH04012	—	—	—	HKY25R
	120R/L	LK1	—	HBH04012	—	—	—	HKY25R
	125R/L	LK1	—	HBH04012	—	—	—	HKY25R
	132R/L	LK1	—	HBH04012	—	—	—	HKY25R
	216R/L	LK1	—	HBH04012	—	—	—	HKY25R
	220R/L	LK1	—	HBH04012	—	—	—	HKY25R
	225R/L	LK1	—	HBH04012	—	—	—	HKY25R
NTF	M16R	—	C3	—	—	—	—	HKY25R
	Q20R	—	C4	—	—	—	—	HKY30R
	R25R	—	C4	—	—	—	—	HKY30R
	R216R	—	C3	—	—	—	—	HKY25R
	S220R	—	C4	—	—	—	—	HKY30R
	T225R	—	C4	—	—	—	—	HKY30R
	SNTF	K16R11	—	—	TS25	—	—	—
M16R		—	—	CS350860T	—	—	—	TKY15F
P20R		SETK51	—	SETS51	CT32T1	HFC03008	CR4	TKY15F HKY20R
R25R		SETK51	—	SETS51	CT32T1	HFC03008	CR4	TKY15F HKY20R
M210R11		—	—	TS25	—	—	—	TKY08F
Q212R11		—	—	TS25	—	—	—	TKY08F
R216R		—	—	CS350860T	—	—	—	TKY15F
S220R		SETK51	—	SETS51	CT32T1	HFC03008	CR4	TKY15F
T225R		SETK51	—	SETS51	CT32T1	HFC03008	CR4	TKY15F
FCDG4	120R/L3M	—	BC5	—	—	—	—	TKY20R
	125R/L3M	—	BC5	—	—	—	—	TKY20R
	132R/L3M	—	BC5	—	—	—	—	TKY20R
	120R/L4M	—	BC5	—	—	—	—	TKY20R
	125R/L4M	—	BC5	—	—	—	—	TKY20R
	132R/L4M	—	BC5	—	—	—	—	TKY20R
	125R/L5M	—	BC5	—	—	—	—	TKY20R
	132R/L5M	—	BC5	—	—	—	—	TKY20R
FCDG4	120R/L4J	—	BC5	—	—	—	—	TKY20R
	125R/L4J	—	BC5	—	—	—	—	TKY20R
	132R/L4J	—	BC5	—	—	—	—	TKY20R
	125R/L5J	—	BC5	—	—	—	—	TKY20R
	132R/L5J	—	BC5	—	—	—	—	TKY20R

SPARE PARTS

REPLACEMENT PARTS FOR OLD TYPE TOOLS (BORING UNITS)

UNIT

Old Type Tool Number	Washer Screw	Bush Screw	Wrench	Bush	Washer	Leaf Spring
NA1	HFC03008	HY-A1	HKY20R	The parts above are not sold separately as accuracy can only be guaranteed by having the complete set. Please contact us for questions about parts replacement.		
NV1	HFC03008	HY-V1	HKY20R			
NA2	HSC03010	HY2	HKY20R HKY25R			
NV2	HSC03010	HY2	HS-N2 HKY25R			
NA3	HSC04010	HY3	HKY20R HKY30R			
NV3	HSC04010	HY3	HKY20R HKY30R			
NA4	HSC05012	HY4	HKY30R HKY40R			
NV4	HSC05012	HY4	HKY30R HKY40R			

CARTRIDGE

Old Type Tool Number	Clamp Lever	Clamp Screw	Shim	Shim Pin	Spanner	Wrench
NASP11	—	CS250T	—	—	HR12	TKY08F
NVSP11	—	CS250T	—	—	HR12	TKY08F
NASP21	—	CS300890T	—	—	HR12	TKY08F
NVSP21	—	CS300890T	—	—	HR12	TKY08F
NAPN21	LLCL12S	LLCS103	—	—	HR12	HKY20F
NVPN21	LLCL12S	LLCS103	—	—	HR12	HKY20F
NASP31	—	CS300890T	—	—	HR34	TKY08F
NVSP31	—	CS300890T	—	—	HR34	TKY08F
NAPN31	LLCL12S	LLCS103	—	—	HR34	HKY20F
NVPN31	LLCL12S	LLCS103	—	—	HR34	HKY20F
NAPN41	LLCL13	LLCS106	LLSTN32	LLP13	HR34	HKY25F
NVPN41	LLCL13	LLCS106	LLSTN32	LLP13	HR34	HKY25F

REPLACEMENT PARTS FOR OLD TYPE TOOLS (FACE MILLS)

AF5000 TYPE

Old Type Tool Number	Wedge	Clamp Screw	Adjust Screw	Wrench	Wrench	Recommended Cutter
AF5000 Type	CWAF5R/L	LS10T	KS1S	TKY25T	HKY15R	NF10000 Type (L135)

BAP300 TYPE

Old Type Tool Number	Clamp Screw	Wrench	Recommended Cutter
BAP300 Type	TS25	TKY08F	APX3000 Type (L036)

BAP400 TYPE

Old Type Tool Number	Clamp Screw	Wrench	Recommended Cutter
BAP400-040A04R	TS43	TKY15F	APX4000 Type (L042)
-050A05R	TS43	TKY15F	
-063A06R	TS43	TKY15F	
R0307C	TS43	TKY15F	
R0408D	TS43	TKY15F	
R0509E	TS43	TKY15D	
R0610E	TS43	TKY15D	

BF407 TYPE

Old Type Tool Number	Wedge	Clamp Screw	Setting Screw	Wrench	Recommended Cutter
BF407R0812K	CWSF407TR2	LS15T	CAS51T	TKY25T	—
1016K	CWSF407TR2	LS15T	CAS51T	TKY25T	
1218P	CWSF407TR2	LS15T	CAS51T	TKY25T	

BN425 TYPE

Old Type Tool Number	Wedge	Clamp Screw	Wrench	Recommended Cutter
BN425 Type	CWS43SNN	LS14T	TKY25T	—

BOE TYPE

Old Type Tool Number	Set Bolt	Set Bolt	Clamp Screw	Wrench (Insert)	Wrench (Set Bolt)	Recommended Cutter
BOER0202B	LS21	—	CS501290T	TKY25T	HKY50R	OCTACUT Type (L080)
-050A02R	LS20	—	CS501290T	TKY25T	HKY50R	
R2H03B	—	BOES101	CS501290T	TKY25T	HKY80R	
-063A03R	—	BOES101	CS501290T	TKY25T	HKY80R	
R0304C	—	—	CS501290T	TKY25T	—	
R0405D	—	HSC16035	CS501290T	TKY25T	—	

SPARE PARTS

REPLACEMENT PARTS FOR OLD TYPE TOOLS (FACE MILLS)

BSX400 TYPE

Old Type Tool Number	Clamp Screw	Wrench	Recommended Cutter
BSX400R05004A	TS43	TKY15F	ASX400 Type (L030)
06305A	TS43	TKY15F	
08006C	TS43	TKY15F	
10008D	TS43	TKY15F	
12510E	TS43	TKY15D	
16012E	TS43	TKY15D	

BSX500 TYPE

Old Type Tool Number	Clamp Screw	Shim Screw	Shim	Wrench	Recommended Cutter
BSX500 Type	CSF401260T	WCS604010H	STBS500N	TKY20D	ASX400 Type (L030)

BXD7000 TYPE

Old Type Tool Number	Clamp Screw	Wrench	Recommended Cutter
BXD7000 Type	TS5SL	TKY25D	AXD7000 Type (L055)

BZC400 TYPE

Old Type Tool Number	Clamp Screw	Set Bolt	Wrench (Wedge)	Wrench (Set Bolt)	Recommended Cutter
BZC400-032A03R	CS350990T	LS24	TKY10F	HKY40R	APX4000 Type (L042)
-040A04R	CS350990T	—	TKY10F	—	
R0408D	CS350990T	—	TKY10F	—	

E404 TYPE

Old Type Tool Number	Locator	Locator Screw	Shim	Shim Screw	Wedge	Clamp Screw (Wedge)	Wrench	Wrench	Recommended Cutter
E404 Type	SSE41R/L	SPS1	SCD43	STS1	CWS3R/L	WS1	TKY10R	TKY25T	—

FN548 TYPE

Old Type Tool Number	Wedge	Clamp Screw	Wrench	Wrench	Hexagonal Head	Recommended Cutter
FN548 Type	CWS4	LS14	HKY40T	120QSPK x 80 (KANNON-SEIKI CO.)	6.35□ x 4 (KYOKUTO MFG CO.)	—

LSE445 TYPE

Old Type Tool Number	Shim	Shim Screw	Wedge	Clamp Screw	Wrench (Wedge)	Wrench	Recommended Cutter
LSE445 Type	STBE445NF	CS300890T	CWSE445TR	LS15T	TKY25T	TKY08F	ASX445 Type (L010)

MG300, 400 TYPE

Old Type Tool Number	Clamp Screw	Wrench	Recommended Cutter
MG300 Type	CS350990T	TKY10F	—
MG400 Type	CS451190T	TKY20F	ASX400 Type (L030)

MG345, 445 TYPE

Old Type Tool Number	Clamp Screw	Wrench	Recommended Cutter
MG345 Type	CS350990T	TKY10F	ASX445 Type (L010)
MG445 Type	CS451190T	TKY20F	

MGP445 TYPE

Old Type Tool Number	Clamp Screw	Wrench	Recommended Cutter
MGP445 Type	CS401160T	TKY15D	ASX445 Type (L010)

MSD445 TYPE

Old Type Tool Number	Wedge	Clamp Screw	Wrench	Recommended Cutter
MSD445 Type	CWMSE445R2	LS15T	TKY25T	ASX445 Type (L010)

MSE445 TYPE

Old Type Tool Number	Wedge	Clamp Screw	Wrench	Recommended Cutter
MSE445 Type	CWMSE445R2	LS15T	TKY25T	ASX445 Type (L010)

NR10000 TYPE

Old Type Tool Number	Wedge	Clamp Screw	Adjusting Wedge	Adjusting Screw	Clamp Screw	Wrench	Recommended Cutter
NR10000 Type	CWAF10R2	LS10T	CWAF10N	LS15T	CSAF10	TKY25T	—

P425, P525 TYPE

Old Type Tool Number	Locator	Locator Screw	Shim	Shim Screw	Wedge	Clamp Screw (Wedge)	Wrench	Wrench	Recommended Cutter
P425 Type	SSP41R/L	SPS1	SCP431R/L	STS1	CWS1R/L	WS1	TKY10R	TKY25T	ASX445 Type (L010)
P525 Type	SSP51R/L	SPS1	SCP521R/L	STS1	CWS1R/L	WS1	TKY10R	TKY25T	SE515 Type (L024)

QBF407 TYPE

Old Type Tool Number	Wedge	Clamp Screw	Setting Screw	Guide Plate	Stop Screw	Wrench	Recommended Cutter
QBF407R0304Q	CWSF407TR1	LS15T	CAS51T	QPAR1	TFC04010	TKY20R TKY25T	—
0406Q	CWSF407TR1	LS15T	CAS51T	QPAR1	TFC04010	TKY20R TKY25T	
0508Q	CWSF407TR2	LS15T	CAS51T	QPAR1	TFC04010	TKY20R TKY25T	

SPARE PARTS

REPLACEMENT PARTS FOR OLD TYPE TOOLS (FACE MILLS)

QBP415 TYPE

Old Type Tool Number	Shim	Shim Pin	Wedge-T	Clamp Screw	Wrench	Recommended Cutter
QBP415 Type	STSP415R	TS32	QWGR1	LS10T	TKY25T	—

QF10000 TYPE

Old Type Tool Number	Wedge	Clamp Screw	Guide Plate	Stop Screw	Adjusting Wedge	Adjusting Screw	Stop Screw	Wrench	Recommended Cutter
QF10000 Type	CWAF10R3	LS15T	QPCR1	TFC04010	CWAF10N	LS10T	CSAF10	TKY20T TKY25T	—

QSE415 TYPE

Old Type Tool Number	Wedge	Clamp Screw	Setting Screw	Guide Plate	Stop Screw	Wrench	Recommended Cutter
QSE415 Type	CWSF407TR3	LS15T	CAS51T	QPAR1	TFC04010	TKY20R TKY25T	—

SE300 TYPE

Old Type Tool Number	Locator	Locator (Wiper)	Wedge-T	Wedge-S	Wedge-S (Wiper)	Clamp Screw	Wrench	Recommended Cutter
SE300 Type	SPSE300R	SPSEW300R	CWNSE300TR	CWSE300SN	CWSEW300SN	LS10T	TKY25T	—

SE400 TYPE

Old Type Tool Number	Locator	Locator (Wiper)	Wedge-T	Wedge-S	Clamp Screw	Wrench	Recommended Cutter
SE400 Type	SPSE400R	SPSEW400R	CWSE400TN	CWSE400SN	LS15T (SE400R0304C:LS10T)	TKY25T	—

SHP400 TYPE

Old Type Tool Number	Locator	Wedge-T	Clamp Screw	Locator Screw	Wrench (Wedge)	Wrench (Locator)	Recommended Cutter
SHP400 Type	SPSHP400R/L	CWSE300TR/L	LS10T	TS32	TKY25T	TKY08F	ASX400 Type (L030)

VIP400 TYPE

Old Type Tool Number	Clamp Screw	Wrench	Recommended Cutter
VIP400 Type	CS501160T	TKY20F	ASX400 Type (L030)

VIP445 TYPE

Old Type Tool Number	Clamp Screw	Wrench	Recommended Cutter
VIP445 Type	CS501160T	TKY20F	ASX445 Type (L010)

VSD645 TYPE

Old Type Tool Number	Locator	Locator Screw	Clamp Screw	Adjust Screw	Wrench (Insert)	Wrench	Recommended Cutter
VSD645 Type	NE04R30	SE03-65	SE02-81	SA04-47	TKY15D	HKY30R	ASX445 Type (L010)

REPLACEMENT PARTS FOR OLD TYPE TOOLS
(END MILLS)

BAE TYPE

Old Type Tool Number	Clamp Screw	Wrench	Recommended End Mill
BAE500R161S16	TS42	TKY15F	APX4000 Type (L042)
201S20	TS42	TKY15F	
252S25	TS42	TKY15F	
323S32	TS4	TKY15F	
403S32	TS4	TKY15F	
504S32	TS4	TKY15F	
BAE600 Type	TS52	TKY25F	

BAP400 TYPE

Old Type Tool Number	Clamp Screw	Wrench	Recommended End Mill
BAP400R252S25	TS4	TKY15F	APX4000 Type (L042)
323S32	TS43	TKY15F	
404S32	TS43	TKY15F	
505S32	TS43	TKY15F	
636S32	TS43	TKY15F	

BAEP400 (Long Cutting Edge Type) TYPE

Old Type Tool Number	Clamp Screw	Wrench	Recommended End Mill
BAP400R4008ES42	TS43	TKY15F	APX4000 Type (L042)
5012ES58	TS43	TKY15F	
06308C	TS43	TKY15F	
08012D	TS43	TKY15F	
06312A27	TS43	TKY15F	
08018A27	TS43	TKY15F	

BOE TYPE

Old Type Tool Number	Clamp Screw	Wrench	Recommended End Mill
BOE Type	CS501290T	TKY25T	OCTACUT Type (L080)

BRE TYPE

Old Type Tool Number	Clamp Screw	Clamp Bridge	Clamp Screw (Bridge)	Spring	Wrench	Recommended End Mill
BRE Type	TS5S	AMS5	BRS105	ASS3	TKY25R	BRP Type (L088)

BSX300 TYPE

Old Type Tool Number	Clamp Screw	Wrench	Recommended End Mill
BSX300 Type	TS32	TKY08F	APX3000 Type (L036)

BSX400 TYPE

Old Type Tool Number	Clamp Screw	Wrench	Recommended End Mill
BSX400 Type	TS43	TKY15F	ASX400 Type (L030)

BSX500 TYPE

Old Type Tool Number	Clamp Screw	Shim Screw	Shim	Wrench	Recommended End Mill
BSX500 Type	CSF401260T	WCS604010H	STBS500N	TKY20D	ASX400 Type (L030)

SPARE PARTS

REPLACEMENT PARTS FOR OLD TYPE TOOLS (END MILLS)

BXD7000 TYPE

Old Type Tool Number	Clamp Screw	Wrench	Recommended End Mill
BXD7000R251SA25SA/B	TS5S	TKY25D	AXD7000 Type (L055)
321SA32SA/B	TS5S	TKY25D	
402SA42SA/B	TS5SL	TKY25D	

BZC400 TYPE

Old Type Tool Number	Clamp Screw	Wrench	Recommended End Mill
BZC400 Type	CS350990T	TKY10F	APX4000 Type (L042)

CV TYPE

Old Type Tool Number	Clamp Screw	Clamp Bridge	Clamp Screw (Bridge)	Spring	Wrench	Recommended End Mill
CV10R253S32	TS4	AMS3	BRS103	ASS2	TKY15R	BRP Type (L088)
12R323S32	TS4	AMS3	BRS103	ASS2	TKY15R	
16R403S32	TS5	AMS5	BRS105	ASS3	TKY25R	

CV20 TYPE

Old Type Tool Number	Clamp Screw	Wedge	Wrench	Recommended End Mill
CV20R403S32	LS14T	CWCV20	TKY25T	—

DCSD, DCSN TYPE

Old Type Tool Number	Holder			Cartridge					Wrench	Recommended End Mill
	Shim	Shim Screw	Clamp Screw	Body	Shim	Shim Screw	Clamp Screw	Wrench		
DCSDR2063SN	—	—	TS5S	JKDS4	—	—	DKS5	HKY40R	TKY25T	SPX Type (L094)
2063LN	—	—	TS5S	JKDS4	—	—	DKS5	HKY40R	TKY25T	
2080SN	—	—	TS5S	JKDS4	—	—	DKS5	HKY40R	TKY25T	
2100SN	—	—	TS5S	JKDS4	—	—	DKS5	HKY40R	TKY25T	
DCSNR2063SN	JENS42	JSS7	TS5L	JKNS4	JENS42	JSS7	DKS5	HKY40R	TKY25T	
2063LN	JENS42	JSS7	TS5L	JKNS4	JENS42	JSS7	DKS5	HKY40R	TKY25T	
DCSDR2063SB	—	—	TS5S	JKDS4	—	—	DKS5	HKY40R	TKY25T	
2063LN	—	—	TS5S	JKDS4	—	—	DKS5	HKY40R	TKY25T	
DCSNR2063SB	JENS42	JSS7	TS5L	JKNS4	JENS42	JSS7	DKS5	HKY40R	TKY25T	
DCSDR2080SA	—	—	TS5S	JKDS4	—	—	DKS5	HKY40R	TKY25T	
DCSNR2080SA	JENS42	JSS7	TS5L	JKNS4	JENS42	JSS7	DKS5	HKY40R	TKY25T	

ECMP TYPE

Old Type Tool Number	Clamp Screw	Wrench	Recommended End Mill
ECMP252S25	TS4	TKY15R	—
322S32	TS5	TKY25R	
402S42	TS5	TKY25R	

FF3000 TYPE

Old Type Tool Number	Shim	Lock Pin	Wrench	Recommended End Mill
FF3000 Type	FFSS	FFP	HKY25L	—

FSTE TYPE

Old Type Tool Number	Locator	Wedge	Clamp Screw	Locator Screw	Wrench	Recommended End Mill
FSTE Type	TS441R	CWFSTE	LS10T	CPM03008	TKY25T	ASX400 Type (L030)

MG200, 300 TYPE

Old Type Tool Number	Clamp Screw	Wrench	Recommended End Mill
MG200 Type	CS300890T	TKY08F	—
MG300 Type	CS350990T	TKY10F	ASX400 Type (L030)

MG245, 345 TYPE

Old Type Tool Number	Clamp Screw	Wrench	Recommended End Mill
MG245 Type	CS300890T	TKY08F	ASX445 Type (L010)
MG345 Type	CS350990T	TKY10F	

MSE445 TYPE

Old Type Tool Number	Wedge	Clamp Screw	Wrench	Recommended End Mill
MSE445 Type	CWMSE445R1	LS15T	TKY25T	ASX445 Type (L010)

SRE TYPE

Old Type Tool Number	Clamp Screw	Clamp Bridge	Stop Ring	Wrench	Recommended End Mill
SRER100SS16	TS253	—	—	TKY08F	AQX Type (L064)
120SS16	TS3	—	—	TKY08F	
140SS16	TS3	—	—	TKY08F	
160SS16	TS35	—	—	TKY10F	
180SS20	TS35	—	—	TKY10F	
200SS20	SRS5	SRK1R	CR4	TKY20F	
200SL20	SRS5	SRK1R	CR4	TKY20F	
250SS25	SRS5	SRK1R	CR4	TKY20F	
250SL25	SRS5	SRK1R	CR4	TKY20F	
300SS32	SRS5	SRK1R	CR4	TKY20F	
300SL32	SRS5	SRK1R	CR4	TKY20F	

SE300 TYPE

Old Type Tool Number	Locator	Wedge-T	Wedge-S	Clamp Screw	Wrench	Recommended End Mill
SE300 Type	SPSE300R	CWNSE300TR	CWSE300SN	LS10T	TKY25T	—

SHP400 TYPE

Old Type Tool Number	Locator	Wedge-T	Clamp Screw	Locator Screw	Wrench (Insert)	Wrench (Locator)	Recommended End Mill
SHP400 Type	SPSHP400R	CWSE300TR	LS10T	TS32	TKY25T	TKY08F	ASX400 Type (L030)

VIPER TYPE

Old Type Tool Number	Clamp Screw	Wrench	Recommended End Mill
VIPER Type	CS400990T	TKY15D	SPX Type (L094)

ZR TYPE

Old Type Tool Number	Clamp Screw	Wrench	Recommended End Mill
ZR202C/T	TS25	TKY08F	—
252C/T	CS300890T	TKY08F	
322C/T	CS300990T	TKY10F	
402C/T	CS451190T	TKY20F	
502C/T	CS451190T	TKY20F	

SPARE PARTS

REPLACEMENT PARTS FOR OLD TYPE TOOLS (END MILLS)

FBE2 TYPE

Old Type Tool Number	Clamp Screw	Wrench	Recommended End Mill
FBE2200SM	CS300590T	TKY08R	SRF Type (L106)
2250SM	CS350790T	TKY10R	
2300SM	CS400990T	TKY15R	
2200SF	CS300590T	TKY08R	
2250SF	CS350790T	TKY10R	
2300SF	CS400990T	TKY15R	

TBE1/TBE2 TYPE

Old Type Tool Number	Clamp Screw		Wrench				Recommended End Mill
	R	Peripheral	R		Peripheral		
TBE1100SS	TS3	—	TKY08F	—	—	—	SRM2 Type (L114)
1100SM	TS3	—	TKY08F	—	—	—	
1100S	TS3	—	TKY08F	—	—	—	
1150S	CS300790TS	—	—	TKY10R	—	—	
1200S	CS400990T	—	—	TKY15R	—	—	
1250S	CS400990T	—	—	TKY15R	—	—	
1300S	CS501290T	—	—	TKY25R	—	—	
2200S	CS350790T	—	—	TKY10R	—	—	
2200SM	CS350790T	—	—	TKY10R	—	—	
2250S	CS400990T	—	—	TKY15R	—	—	
2250SM	CS400990T	—	—	TKY15R	—	—	
2300S	CS501290T	—	—	TKY25R	—	—	
2300SM	CS501290T	—	—	TKY25R	—	—	
1150SU	CS300790TS	—	—	TKY10R	—	—	
1200SU	CS400990T	—	—	TKY15R	—	—	
1250SU	CS400990T	—	—	TKY15R	—	—	
1300SU	CS501290T	—	—	TKY25R	—	—	
2200SU	CS350790T	—	—	TKY10R	—	—	
2250SU	CS400990T	—	—	TKY15R	—	—	
2300SU	CS501290T	—	—	TKY25R	—	—	
1200SL	CS400990T	TS3	—	TKY15R	TKY08F	—	
1250SL	CS400990T	TS3	—	TKY15R	TKY08F	—	
1300SL	CS501290T	TS4	—	TKY25R	—	TKY15R	
2200SL	CS350790T	CS350790T	—	TKY10R	—	TKY10R	
2250SL	CS400990T	CS400990T	—	TKY15R	—	TKY15R	
2300SL	CS501290T	CS400990T	—	TKY25R	—	TKY15R	

TBE2 TYPE

Old Type Tool Number	Clamp Screw	Wrench	Recommended End Mill
TBE2150S/SM/SU	TS254	TKY08F	SRM2 Type (L114)
2160S/SM/SU	TS254	TKY08F	

TRM2 TYPE

Old Type Tool Number	Clamp Screw		Wrench		Recommended End Mill
	Inner, Outer	Peripheral	Inner, Outer	Peripheral	
TRM2200SM	CS300790TS	—	TKY10R	—	SRM2 Type (L114)
2250SM	CS400990T	—	TKY15R	—	
2300SM	CS501290T	—	TKY25R	—	
2200SL	CS300790TS	TS3	TKY10R	TKY08F	
2250SL	CS400990T	TS3	TKY15R	TKY08F	
2300SL	CS501290T	TS4	TKY25R	TKY15R	
2200SF	CS300790TS	TS3	TKY10R	TKY08F	
2250SF	CS400990T	TS3	TKY15R	TKY08F	
2300SF	CS501290T	TS4	TKY25R	TKY15R	

REPLACEMENT PARTS FOR OLD TYPE TOOLS (DRILLS)

TASS TYPE (STANDARD)

Old Type Tool Number	Clamp Screw	Wrench	Recommended Drill
TASS1600S32	TS202	TKY06F	TAF Drill (N217)
1700S32	TS202	TKY06F	
1800S32	TS202	TKY06F	
1900S32	TS202	TKY06F	
2000S32	TS25	TKY08F	
2100S32	TS25	TKY08F	
2200S32	TS25	TKY08F	
2300S32	TS25	TKY08F	
2400S32	TS25	TKY08F	
2500S32	TS32	TKY08F	
2600S32	TS32	TKY08F	
2700S32	TS32	TKY08F	
2800S32	TS32	TKY08F	
2900S32	TS32	TKY08F	
3000S32	TS43	TKY15F	
3100S32	TS43	TKY15F	
3200S32	TS43	TKY15F	
3300S40	TS43	TKY15F	
3400S40	TS43	TKY15F	
3500S40	TS43	TKY15F	
3600S40	TS43	TKY15F	

TASS TYPE (FLANGE)

Old Type Tool Number	Clamp Screw	Wrench	Recommended Drill
TASS1600C20	TS202	TKY06F	TAF Drill (N217)
1650C20	TS202	TKY06F	
1700C20	TS202	TKY06F	
1750C20	TS202	TKY06F	
1800C20	TS202	TKY06F	
1850C20	TS202	TKY06F	
1900C20	TS202	TKY06F	
1950C20	TS202	TKY06F	
2000C20	TS25	TKY08F	
2100C25	TS25	TKY08F	
2200C25	TS25	TKY08F	
2300C25	TS25	TKY08F	
2400C25	TS25	TKY08F	
2500C25	TS32	TKY08F	
2600C25	TS32	TKY08F	
2700C25	TS32	TKY08F	
2800C25	TS32	TKY08F	
2900C25	TS32	TKY08F	
3000C25	TS43	TKY15F	
3100C32	TS43	TKY15F	
3200C32	TS43	TKY15F	
3300C32	TS43	TKY15F	
3400C32	TS43	TKY15F	
3500C32	TS43	TKY15F	
3600C32	TS43	TKY15F	
3700C32	TS43	TKY15F	
3800C32	TS43	TKY15F	
3900C32	TS43	TKY15F	
4000C32	TS5	TKY25F	
4100C32	TS5	TKY25F	
4200C40	TS5	TKY25F	
4300C40	TS5	TKY25F	
4400C40	TS5	TKY25F	
4500C40	TS5	TKY25F	
4600C40	TS5	TKY25F	
4700C40	TS5	TKY25F	
4800C40	TS5	TKY25F	
4900C40	TS5	TKY25F	
5000C40	TS32	TKY08F	

REPLACEMENT PARTS FOR OLD TYPE TOOLS (DRILLS)

TAGS TYPE

Old Type Tool Number	Clamp Screw	Wrench	Recommended Drill
TAGS1600F25	TS2	TKY06F	TAF Drill (⊖N217)
1700F25	TS2	TKY06F	
1800F25	TS2	TKY06F	
1900F25	TS2	TKY06F	
2000F25	TS25	TKY08F	
2100F25	TS25	TKY08F	
2200F25	TS25	TKY08F	
2300F25	TS25	TKY08F	
2400F25	TS25	TKY08F	
2500F32	TS3	TKY08F	
2600F32	TS3	TKY08F	
2700F32	TS3	TKY08F	
2800F32	TS3	TKY08F	
2900F32	TS3	TKY08F	
3000F40	TS4	TKY15F	
3100F40	TS4	TKY15F	
3200F40	TS4	TKY15F	
3300F40	TS4	TKY15F	
3400F40	TS4	TKY15F	
3500F40	TS4	TKY15F	
3600F40	TS4	TKY15F	
3700F40	TS4	TKY15F	
3800F40	TS4	TKY15F	
3900F40	TS4	TKY15F	
4000F40	TS5	TKY25F	
4100F40	TS5	TKY25F	
4200F40	TS5	TKY25F	
4300F40	TS5	TKY25F	
4400F40	TS5	TKY25F	
4500F40	TS5	TKY25F	
4600F40	TS5	TKY25F	
4700F40	TS5	TKY25F	
4800F40	TS5	TKY25F	
4900F40	TS5	TKY25F	
5000F40	TS3	TKY08F	
5100F40	TS3	TKY08F	
5200F40	TS3	TKY08F	
5300F40	TS3	TKY08F	
5400F40	TS3	TKY08F	
5500F40	TS4	TKY15F	
5600F40	TS4	TKY15F	
5700F40	TS4	TKY15F	
5800F40	TS4	TKY15F	
5900F40	TS4	TKY15F	

TAGM TYPE

Old Type Tool Number	Clamp Screw	Wrench	Recommended Drill
TAGM1600F25	TS2	TKY06F	TAF Drill (⊖N217)
1700F25	TS2	TKY06F	
1800F25	TS2	TKY06F	
1900F25	TS2	TKY06F	
2000F25	TS25	TKY08F	
2100F25	TS25	TKY08F	
2200F25	TS25	TKY08F	
2300F25	TS25	TKY08F	
2400F25	TS25	TKY08F	
2500F32	TS3	TKY08F	
2600F32	TS3	TKY08F	
2700F32	TS3	TKY08F	
2800F32	TS3	TKY08F	
2900F32	TS3	TKY08F	
3000F40	TS4	TKY15F	
3100F40	TS4	TKY15F	
3200F40	TS4	TKY15F	
3300F40	TS4	TKY15F	
3400F40	TS4	TKY15F	
3500F40	TS4	TKY15F	
3600F40	TS4	TKY15F	
3700F40	TS4	TKY15F	
3800F40	TS4	TKY15F	
3900F40	TS4	TKY15F	
4000F40	TS5	TKY25F	
4100F40	TS5	TKY25F	
4200F40	TS5	TKY25F	
4300F40	TS5	TKY25F	
4400F40	TS5	TKY25F	
4500F40	TS5	TKY25F	
4600F40	TS5	TKY25F	
4700F40	TS5	TKY25F	
4800F40	TS5	TKY25F	
4900F40	TS5	TKY25F	
5000F40	TS3	TKY08F	
5100F40	TS3	TKY08F	
5200F40	TS3	TKY08F	
5300F40	TS3	TKY08F	
5400F40	TS3	TKY08F	
5500F40	TS4	TKY15F	
5600F40	TS4	TKY15F	
5700F40	TS4	TKY15F	
5800F40	TS4	TKY15F	
5900F40	TS4	TKY15F	

TAB TYPE



Old Type Tool Number	Clamp Screw	Plug	Wrench	Recommended Drill
TAB1700S32	TS3	PT1/4	TKY08D	TAF Drill (⊖N217)
1800S32	TS3	PT1/4	TKY08D	
1900S32	TS3	PT1/4	TKY08D	
2000S32	TS32	PT1/4	TKY08D	
2100S32	TS32	PT1/4	TKY08D	
2200S32	TS32	PT1/4	TKY08D	
2300S32	TS32	PT1/4	TKY08D	
2400S32	TS32	PT1/4	TKY08D	
2500S32	TS32	PT1/4	TKY08D	
2600S32	TS4	PT1/4	TKY15D	
2700S32	TS4	PT1/4	TKY15D	
2800S32	TS4	PT1/4	TKY15D	
2900S32	TS4	PT1/4	TKY15D	
3000S32	TS4	PT1/4	TKY15D	
3100S32	TS4	PT1/4	TKY15D	
3200S32	TS4	PT1/4	TKY15D	
3300S40	TS5	PT1/4	TKY25D	
3400S40	TS5	PT1/4	TKY25D	
3500S40	TS5	PT1/4	TKY25D	
3600S40	TS5	PT1/4	TKY25D	
3700S40	TS5	PT1/4	TKY25D	
3800S40	TS5	PT1/4	TKY25D	
3900S40	TS5	PT1/4	TKY25D	
4000S40	TS5	PT1/4	TKY25D	
4100S40	TS5	PT1/4	TKY25D	
4200S40	TS5	PT1/4	TKY25D	
4300S40	TS5	PT1/4	TKY25D	
4400S40	TS5	PT1/4	TKY25D	
4500S40	TS5	PT1/4	TKY25D	

NPX TYPE

Old Type Tool Number	Clamp Screw	Wrench	Recommended Drill
NPXM2000S25	TS3	TKY08F	TAW Drill (⊖N199)
2100S25	TS3	TKY08F	
2200S25	TS3	TKY08F	
2300S25	TS35	TKY10F	
2400S32	TS35	TKY10F	
2500S32	TS35	TKY10F	
2600S32	TS35	TKY10F	
2700S32	TS4	TKY15F	
2800S32	TS4	TKY15F	
2900S32	TS4	TKY15F	
3000S32	TS4	TKY15F	

ANTI SEIZE LUBRICANT

ANTI SEIZE LUBRICANT

Shape	Order Number	Stock	Volume (g)
	MK1K	●	20
	MK1KS	●	3